



# INFORMACIÓN ESTADÍSTICA DEL SISTEMA PARA LA AUTONOMÍA Y ATENCIÓN A LA DEPENDENCIA DE LA REGIÓN DE MURCIA

Situación a 1 de Marzo de 2012



## ÍNDICE

### **1. Información histórica acumulada incorporada desde 01/01/2007**

- 1.1. Histórico de solicitudes, valoraciones y personas beneficiarias con derecho a prestación
- 1.2. Histórico de dictámenes: grados y niveles
- 1.3. Histórico de personas beneficiarias con prestación
- 1.4. Histórico de prestaciones
- 1.5. Histórico de grados y niveles por género
- 1.6. Histórico de grados y niveles por grupos de edad

### **2. Información actualizada de expedientes activos a 01/03/2012**

- 2.1. Dictámenes activos: grados y niveles.
- 2.2. Prestaciones activas.
- 2.3. Grados y niveles por género activos.
- 2.4. Grados y niveles por grupos de edad activos.

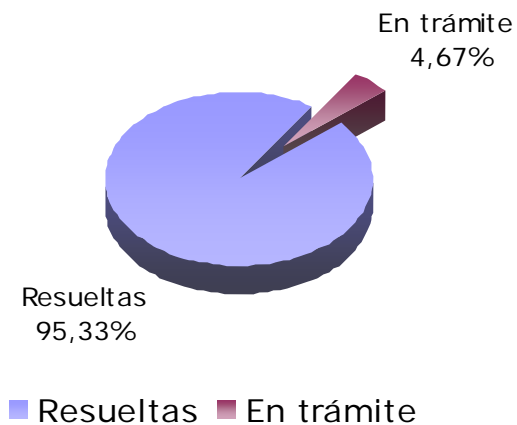


## 1.1. Histórico de solicitudes, valoraciones y personas beneficiarias con derecho a prestación

Situación a 1 de Marzo de 2012

| Solicitudes   |             | Resoluciones de grado y nivel |               | Otras resoluciones |              | Total resueltas |               | En trámite   |              | Personas beneficiarias con derecho a prestación |               |
|---------------|-------------|-------------------------------|---------------|--------------------|--------------|-----------------|---------------|--------------|--------------|-------------------------------------------------|---------------|
| Total         | %           | Total                         | %             | Total              | %            | Total           | %             | Total        | %            | Total                                           | %             |
| <b>78.899</b> | <b>100%</b> | <b>70.623</b>                 | <b>89,51%</b> | <b>4.592</b>       | <b>5,82%</b> | <b>75.215</b>   | <b>95,33%</b> | <b>3.684</b> | <b>4,67%</b> | <b>59.724</b>                                   | <b>84,57%</b> |

### Valoraciones





## Histórico de solicitudes, valoraciones y personas beneficiarias con derecho a prestación (continuación)

| Municipio           | Solicitudes |        | Resoluciones de grado y nivel |        | Otras resoluciones |       | Total resueltas |        | En trámite |       | Personas beneficiarias con derecho a prestación |        |
|---------------------|-------------|--------|-------------------------------|--------|--------------------|-------|-----------------|--------|------------|-------|-------------------------------------------------|--------|
|                     | Total       | %      | Total                         | %      | Total              | %     | Total           | %      | Total      | %     | Total                                           | %      |
| Abanilla            | 891         | 1,13%  | 795                           | 89,23% | 58                 | 6,51% | 853             | 95,74% | 38         | 4,26% | 684                                             | 86,04% |
| Abaran              | 1.208       | 1,53%  | 1.079                         | 89,32% | 76                 | 6,29% | 1155            | 95,61% | 53         | 4,39% | 933                                             | 86,47% |
| Aguilas             | 1.731       | 2,19%  | 1.533                         | 88,56% | 129                | 7,45% | 1662            | 96,01% | 69         | 3,99% | 1.285                                           | 83,82% |
| Albudeite           | 183         | 0,23%  | 168                           | 91,80% | 8                  | 4,37% | 176             | 96,17% | 7          | 3,83% | 132                                             | 78,57% |
| Alcantarilla        | 2.124       | 2,69%  | 1.925                         | 90,63% | 114                | 5,37% | 2039            | 96,00% | 85         | 4,00% | 1.606                                           | 83,43% |
| Alcazares Los       | 540         | 0,68%  | 477                           | 88,33% | 35                 | 6,48% | 512             | 94,81% | 28         | 5,19% | 380                                             | 79,66% |
| Aledo               | 71          | 0,09%  | 62                            | 87,32% | 5                  | 7,04% | 67              | 94,37% | 4          | 5,63% | 55                                              | 88,71% |
| Alguazas            | 509         | 0,65%  | 455                           | 89,39% | 29                 | 5,70% | 484             | 95,09% | 25         | 4,91% | 393                                             | 86,37% |
| Alhama De Murcia    | 1.131       | 1,43%  | 1.027                         | 90,80% | 62                 | 5,48% | 1089            | 96,29% | 42         | 3,71% | 796                                             | 77,51% |
| Archena             | 1.527       | 1,94%  | 1.402                         | 91,81% | 67                 | 4,39% | 1469            | 96,20% | 58         | 3,80% | 1.225                                           | 87,38% |
| Beniel              | 570         | 0,72%  | 504                           | 88,42% | 38                 | 6,67% | 542             | 95,09% | 28         | 4,91% | 419                                             | 83,13% |
| Blanca              | 584         | 0,74%  | 532                           | 91,10% | 22                 | 3,77% | 554             | 94,86% | 30         | 5,14% | 447                                             | 84,02% |
| Bullas              | 1.151       | 1,46%  | 1.029                         | 89,40% | 61                 | 5,30% | 1090            | 94,70% | 61         | 5,30% | 854                                             | 82,99% |
| Calasparra          | 740         | 0,94%  | 641                           | 86,62% | 51                 | 6,89% | 692             | 93,51% | 48         | 6,49% | 574                                             | 89,55% |
| Campos Del Rio      | 239         | 0,30%  | 224                           | 93,72% | 8                  | 3,35% | 232             | 97,07% | 7          | 2,93% | 190                                             | 84,82% |
| Caravaca De La Cruz | 1.819       | 2,31%  | 1.619                         | 89,00% | 107                | 5,88% | 1726            | 94,89% | 93         | 5,11% | 1.453                                           | 89,75% |
| Cartagena           | 9.102       | 11,54% | 8.000                         | 87,89% | 580                | 6,37% | 8580            | 94,26% | 522        | 5,74% | 6.620                                           | 82,75% |
| Cehegin             | 1.081       | 1,37%  | 933                           | 86,31% | 74                 | 6,85% | 1007            | 93,15% | 74         | 6,85% | 864                                             | 92,60% |
| Ceuti               | 816         | 1,03%  | 739                           | 90,56% | 48                 | 5,88% | 787             | 96,45% | 29         | 3,55% | 633                                             | 85,66% |
| Cieza               | 2.649       | 3,36%  | 2.389                         | 90,18% | 136                | 5,13% | 2525            | 95,32% | 124        | 4,68% | 2.142                                           | 89,66% |
| Fortuna             | 663         | 0,84%  | 595                           | 89,74% | 38                 | 5,73% | 633             | 95,48% | 30         | 4,52% | 536                                             | 90,08% |
| Fuente Alamo        | 722         | 0,92%  | 631                           | 87,40% | 56                 | 7,76% | 687             | 95,15% | 35         | 4,85% | 525                                             | 83,20% |
| Jumilla             | 1.572       | 1,99%  | 1.379                         | 87,72% | 109                | 6,93% | 1488            | 94,66% | 84         | 5,34% | 1.163                                           | 84,34% |
| Librilla            | 439         | 0,56%  | 402                           | 91,57% | 24                 | 5,47% | 426             | 97,04% | 13         | 2,96% | 331                                             | 82,34% |



## Histórico de solicitudes, valoraciones y personas beneficiarias con derecho a prestación (continuación)

| Municipio                 | Solicitudes   |             | Resoluciones de grado y nivel |               | Otras resoluciones |              | Total resueltas |               | En trámite   |              | Personas beneficiarias con derecho a prestación |               |
|---------------------------|---------------|-------------|-------------------------------|---------------|--------------------|--------------|-----------------|---------------|--------------|--------------|-------------------------------------------------|---------------|
|                           | Total         | %           | Total                         | %             | Total              | %            | Total           | %             | Total        | %            | Total                                           | %             |
| Lorca                     | 4.988         | 6,32%       | 4.376                         | 87,73%        | 348                | 6,98%        | 4724            | 94,71%        | 264          | 5,29%        | 3.520                                           | 80,44%        |
| Lorqui                    | 541           | 0,69%       | 505                           | 93,35%        | 24                 | 4,44%        | 529             | 97,78%        | 12           | 2,22%        | 422                                             | 83,56%        |
| Mazarron                  | 1.127         | 1,43%       | 992                           | 88,02%        | 70                 | 6,21%        | 1062            | 94,23%        | 65           | 5,77%        | 795                                             | 80,14%        |
| Molina De Segura          | 3.287         | 4,17%       | 2.981                         | 90,69%        | 164                | 4,99%        | 3145            | 95,68%        | 142          | 4,32%        | 2.557                                           | 85,78%        |
| Moratalla                 | 641           | 0,81%       | 538                           | 83,93%        | 47                 | 7,33%        | 585             | 91,26%        | 56           | 8,74%        | 477                                             | 88,66%        |
| Mula                      | 1.632         | 2,07%       | 1.510                         | 92,52%        | 85                 | 5,21%        | 1595            | 97,73%        | 37           | 2,27%        | 1.223                                           | 80,99%        |
| Murcia                    | 23.681        | 30,01%      | 21.516                        | 90,86%        | 1.214              | 5,13%        | 22730           | 95,98%        | 951          | 4,02%        | 18.434                                          | 85,68%        |
| Ojos                      | 89            | 0,11%       | 79                            | 88,76%        | 5                  | 5,62%        | 84              | 94,38%        | 5            | 5,62%        | 67                                              | 84,81%        |
| Pliego                    | 399           | 0,51%       | 370                           | 92,73%        | 14                 | 3,51%        | 384             | 96,24%        | 15           | 3,76%        | 299                                             | 80,81%        |
| Puerto Lumbreras          | 905           | 1,15%       | 786                           | 86,85%        | 64                 | 7,07%        | 850             | 93,92%        | 55           | 6,08%        | 684                                             | 87,02%        |
| Ricote                    | 174           | 0,22%       | 163                           | 93,68%        | 6                  | 3,45%        | 169             | 97,13%        | 5            | 2,87%        | 144                                             | 88,34%        |
| San Javier                | 1.135         | 1,44%       | 1.017                         | 89,60%        | 64                 | 5,64%        | 1081            | 95,24%        | 54           | 4,76%        | 814                                             | 80,04%        |
| San Pedro Del Pinatar     | 1.086         | 1,38%       | 947                           | 87,20%        | 80                 | 7,37%        | 1027            | 94,57%        | 59           | 5,43%        | 724                                             | 76,45%        |
| Santomera                 | 730           | 0,93%       | 653                           | 89,45%        | 38                 | 5,21%        | 691             | 94,66%        | 39           | 5,34%        | 565                                             | 86,52%        |
| Torre Pacheco             | 1.048         | 1,33%       | 901                           | 85,97%        | 77                 | 7,35%        | 978             | 93,32%        | 70           | 6,68%        | 755                                             | 83,80%        |
| Torres De Cotillas        | 1.326         | 1,68%       | 1.194                         | 90,05%        | 67                 | 5,05%        | 1261            | 95,10%        | 65           | 4,90%        | 1.012                                           | 84,76%        |
| Totana                    | 1.543         | 1,96%       | 1.367                         | 88,59%        | 110                | 7,13%        | 1477            | 95,72%        | 66           | 4,28%        | 1.148                                           | 83,98%        |
| Ulea                      | 88            | 0,11%       | 78                            | 88,64%        | 9                  | 10,23%       | 87              | 98,86%        | 1            | 1,14%        | 61                                              | 78,21%        |
| Union La                  | 660           | 0,84%       | 578                           | 87,58%        | 41                 | 6,21%        | 619             | 93,79%        | 41           | 6,21%        | 481                                             | 83,22%        |
| Villanueva Del Rio Segura | 272           | 0,34%       | 254                           | 93,38%        | 10                 | 3,68%        | 264             | 97,06%        | 8            | 2,94%        | 212                                             | 83,46%        |
| Yecla                     | 1.485         | 1,88%       | 1.278                         | 86,06%        | 120                | 8,08%        | 1398            | 94,14%        | 87           | 5,86%        | 1.090                                           | 85,29%        |
| <b>Región de Murcia</b>   | <b>78.899</b> | <b>100%</b> | <b>70.623</b>                 | <b>89,51%</b> | <b>4.592</b>       | <b>5,82%</b> | <b>75.215</b>   | <b>95,33%</b> | <b>3.684</b> | <b>4,67%</b> | <b>59.724</b>                                   | <b>84,57%</b> |

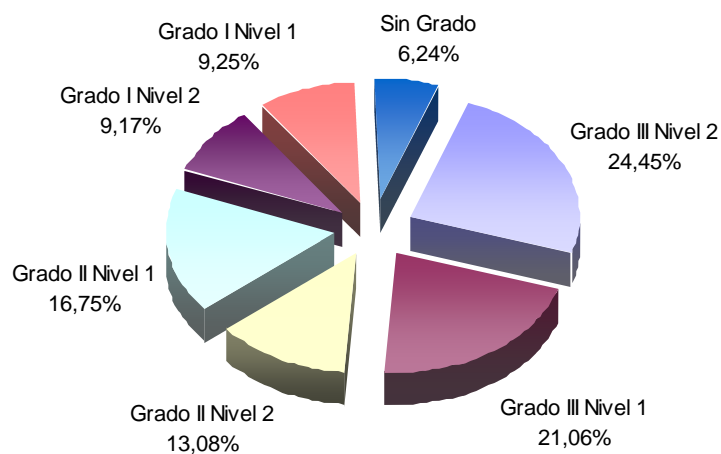


## 1.2. Histórico de dictámenes: grados y niveles

Situación a 1 de Marzo de 2012

| Grado III Nivel 2 |        | Grado III Nivel 1 |        | Grado II Nivel 2 |        | Grado II Nivel 1 |        | Grado I Nivel 2 |       | Grado I Nivel 1 |       | Sin Grado |       | Total Resoluciones |      | Grado protegible |        |
|-------------------|--------|-------------------|--------|------------------|--------|------------------|--------|-----------------|-------|-----------------|-------|-----------|-------|--------------------|------|------------------|--------|
| Nº                | %      | Nº                | %      | Nº               | %      | Nº               | %      | Nº              | %     | Nº              | %     | Nº        | %     | Nº                 | %    | Nº               | %      |
| 17.270            | 24,45% | 14.873            | 21,06% | 9.238            | 13,08% | 11.829           | 16,75% | 6.477           | 9,17% | 6.531           | 9,25% | 4.405     | 6,24% | 70.623             | 100% | 59.724           | 84,57% |

Dictámenes: grados y niveles





## Histórico de dictámenes: grados y niveles (continuación)

| Municipio           | Grado III Nivel 2 |        | Grado III Nivel 1 |        | Grado II Nivel 2 |        | Grado II Nivel 1 |        | Grado I Nivel 2 |        | Grado I Nivel 1 |        | Sin Grado |        | Total Resoluciones |        | Grado protegible |        |
|---------------------|-------------------|--------|-------------------|--------|------------------|--------|------------------|--------|-----------------|--------|-----------------|--------|-----------|--------|--------------------|--------|------------------|--------|
|                     | Nº                | %      | Nº                | %      | Nº               | %      | Nº               | %      | Nº              | %      | Nº              | %      | Nº        | %      | Nº                 | %      | Nº               | %      |
| Abanilla            | 271               | 34,09% | 138               | 17,36% | 106              | 13,33% | 101              | 34,09% | 68              | 8,55%  | 66              | 8,30%  | 45        | 5,66%  | 795                | 1,13%  | 684              | 86,04% |
| Abaran              | 282               | 26,14% | 230               | 21,32% | 151              | 13,99% | 183              | 26,14% | 87              | 8,06%  | 100             | 9,27%  | 46        | 4,26%  | 1079               | 1,53%  | 933              | 86,47% |
| Aguilas             | 313               | 20,42% | 323               | 21,07% | 215              | 14,02% | 280              | 20,42% | 153             | 9,98%  | 149             | 9,72%  | 100       | 6,52%  | 1533               | 2,17%  | 1.285            | 83,82% |
| Albudeite           | 24                | 14,29% | 22                | 13,10% | 27               | 16,07% | 39               | 14,29% | 20              | 11,90% | 26              | 15,48% | 10        | 5,95%  | 168                | 0,24%  | 132              | 78,57% |
| Alcantarilla        | 474               | 24,62% | 368               | 19,12% | 261              | 13,56% | 313              | 24,62% | 189             | 9,82%  | 202             | 10,49% | 118       | 6,13%  | 1925               | 2,73%  | 1.606            | 83,43% |
| Alcazares Los       | 78                | 16,35% | 129               | 27,04% | 62               | 13,00% | 73               | 16,35% | 40              | 8,39%  | 52              | 10,90% | 43        | 9,01%  | 477                | 0,68%  | 380              | 79,66% |
| Aledo               | 12                | 19,35% | 13                | 20,97% | 7                | 11,29% | 19               | 19,35% | 4               | 6,45%  | 4               | 6,45%  | 3         | 4,84%  | 62                 | 0,09%  | 55               | 88,71% |
| Alguazas            | 95                | 20,88% | 107               | 23,52% | 58               | 12,75% | 84               | 20,88% | 49              | 10,77% | 37              | 8,13%  | 25        | 5,49%  | 455                | 0,64%  | 393              | 86,37% |
| Alhama De Murcia    | 182               | 17,72% | 202               | 19,67% | 133              | 12,95% | 172              | 17,72% | 105             | 10,22% | 129             | 12,56% | 104       | 10,13% | 1027               | 1,45%  | 796              | 77,51% |
| Archena             | 394               | 28,10% | 281               | 20,04% | 201              | 14,34% | 227              | 28,10% | 120             | 8,56%  | 120             | 8,56%  | 59        | 4,21%  | 1402               | 1,99%  | 1.225            | 87,38% |
| Beniel              | 146               | 28,97% | 100               | 19,84% | 48               | 9,52%  | 88               | 28,97% | 37              | 7,34%  | 54              | 10,71% | 31        | 6,15%  | 504                | 0,71%  | 419              | 83,13% |
| Blanca              | 154               | 28,95% | 93                | 17,48% | 70               | 13,16% | 79               | 28,95% | 51              | 9,59%  | 57              | 10,71% | 28        | 5,26%  | 532                | 0,75%  | 447              | 84,02% |
| Bullas              | 178               | 17,30% | 188               | 18,27% | 137              | 13,31% | 233              | 17,30% | 117             | 11,37% | 99              | 9,62%  | 77        | 7,48%  | 1029               | 1,46%  | 854              | 82,99% |
| Calasparra          | 148               | 23,09% | 153               | 23,87% | 84               | 13,10% | 128              | 23,09% | 61              | 9,52%  | 41              | 6,40%  | 26        | 4,06%  | 641                | 0,91%  | 574              | 89,55% |
| Campos Del Rio      | 58                | 25,89% | 53                | 23,66% | 29               | 12,95% | 28               | 25,89% | 21              | 9,38%  | 19              | 8,48%  | 16        | 7,14%  | 224                | 0,32%  | 190              | 84,82% |
| Caravaca De La Cruz | 281               | 17,36% | 394               | 24,34% | 237              | 14,64% | 387              | 17,36% | 153             | 9,45%  | 110             | 6,79%  | 57        | 3,52%  | 1619               | 2,29%  | 1.453            | 89,75% |
| Cartagena           | 1.306             | 16,33% | 1.953             | 24,41% | 1.126            | 14,08% | 1.467            | 16,33% | 765             | 9,56%  | 832             | 10,40% | 551       | 6,89%  | 8000               | 11,33% | 6.620            | 82,75% |
| Cehegin             | 178               | 19,08% | 241               | 25,83% | 138              | 14,79% | 217              | 19,08% | 91              | 9,75%  | 42              | 4,50%  | 26        | 2,79%  | 933                | 1,32%  | 864              | 92,60% |
| Ceuti               | 217               | 29,36% | 148               | 20,03% | 90               | 12,18% | 109              | 29,36% | 69              | 9,34%  | 66              | 8,93%  | 40        | 5,41%  | 739                | 1,05%  | 633              | 85,66% |
| Cieza               | 821               | 34,37% | 522               | 21,85% | 272              | 11,39% | 341              | 34,37% | 182             | 7,62%  | 170             | 7,12%  | 81        | 3,39%  | 2389               | 3,38%  | 2.142            | 89,66% |
| Fortuna             | 203               | 34,12% | 121               | 20,34% | 67               | 11,26% | 88               | 34,12% | 57              | 9,58%  | 39              | 6,55%  | 20        | 3,36%  | 595                | 0,84%  | 536              | 90,08% |
| Fuente Alamo        | 92                | 14,58% | 165               | 26,15% | 71               | 11,25% | 124              | 14,58% | 73              | 11,57% | 67              | 10,62% | 39        | 6,18%  | 631                | 0,89%  | 525              | 83,20% |
| Jumilla             | 283               | 20,52% | 317               | 22,99% | 172              | 12,47% | 255              | 20,52% | 135             | 9,79%  | 151             | 10,95% | 66        | 4,79%  | 1379               | 1,95%  | 1.163            | 84,34% |



## Histórico de dictámenes: grados y niveles (continuación)

| Municipio                 | Grado III Nivel 2 |               | Grado III Nivel 1 |               | Grado II Nivel 2 |               | Grado II Nivel 1 |               | Grado I Nivel 2 |              | Grado I Nivel 1 |              | Sin Grado    |              | Total Resoluciones |             | Grado protegible |               |
|---------------------------|-------------------|---------------|-------------------|---------------|------------------|---------------|------------------|---------------|-----------------|--------------|-----------------|--------------|--------------|--------------|--------------------|-------------|------------------|---------------|
|                           | Nº                | %             | Nº                | %             | Nº               | %             | Nº               | %             | Nº              | %            | Nº              | %            | Nº           | %            | Nº                 | %           | Nº               | %             |
| Librilla                  | 174               | 43,28%        | 35                | 8,71%         | 47               | 11,69%        | 46               | 43,28%        | 29              | 7,21%        | 45              | 11,19%       | 26           | 6,47%        | 402                | 0,57%       | 331              | 82,34%        |
| Lorca                     | 773               | 17,66%        | 964               | 22,03%        | 613              | 14,01%        | 748              | 17,66%        | 422             | 9,64%        | 461             | 10,53%       | 395          | 9,03%        | 4376               | 6,20%       | 3.520            | 80,44%        |
| Lorqui                    | 178               | 35,25%        | 82                | 16,24%        | 62               | 12,28%        | 61               | 35,25%        | 39              | 7,72%        | 52              | 10,30%       | 31           | 6,14%        | 505                | 0,72%       | 422              | 83,56%        |
| Mazarrón                  | 139               | 14,01%        | 220               | 22,18%        | 149              | 15,02%        | 201              | 14,01%        | 86              | 8,67%        | 102             | 10,28%       | 95           | 9,58%        | 992                | 1,40%       | 795              | 80,14%        |
| Molina De Segura          | 874               | 29,32%        | 640               | 21,47%        | 334              | 11,20%        | 473              | 29,32%        | 235             | 7,88%        | 267             | 8,96%        | 158          | 5,30%        | 2981               | 4,22%       | 2.557            | 85,78%        |
| Moratalla                 | 88                | 16,36%        | 138               | 25,65%        | 74               | 13,75%        | 136              | 16,36%        | 41              | 7,62%        | 39              | 7,25%        | 22           | 4,09%        | 538                | 0,76%       | 477              | 88,66%        |
| Mula                      | 448               | 29,67%        | 216               | 14,30%        | 180              | 11,92%        | 190              | 29,67%        | 186             | 12,32%       | 151             | 10,00%       | 139          | 9,21%        | 1510               | 2,14%       | 1.223            | 80,99%        |
| Murcia                    | 6.392             | 29,71%        | 4.231             | 19,66%        | 2.734            | 12,71%        | 3.199            | 29,71%        | 1.863           | 8,66%        | 1.822           | 8,47%        | 1.275        | 5,93%        | 21516              | 30,47%      | 18.434           | 85,68%        |
| Ojos                      | 27                | 34,18%        | 12                | 15,19%        | 9                | 11,39%        | 13               | 34,18%        | 6               | 7,59%        | 8               | 10,13%       | 4            | 5,06%        | 79                 | 0,11%       | 67               | 84,81%        |
| Pliego                    | 69                | 18,65%        | 71                | 19,19%        | 42               | 11,35%        | 62               | 18,65%        | 54              | 14,59%       | 40              | 10,81%       | 32           | 8,65%        | 370                | 0,52%       | 299              | 80,81%        |
| Puerto Lumbreras          | 140               | 17,81%        | 202               | 25,70%        | 105              | 13,36%        | 155              | 17,81%        | 82              | 10,43%       | 65              | 8,27%        | 37           | 4,71%        | 786                | 1,11%       | 684              | 87,02%        |
| Ricote                    | 42                | 25,77%        | 33                | 20,25%        | 18               | 11,04%        | 39               | 25,77%        | 12              | 7,36%        | 14              | 8,59%        | 5            | 3,07%        | 163                | 0,23%       | 144              | 88,34%        |
| San Javier                | 176               | 17,31%        | 224               | 22,03%        | 148              | 14,55%        | 189              | 17,31%        | 77              | 7,57%        | 104             | 10,23%       | 99           | 9,73%        | 1017               | 1,44%       | 814              | 80,04%        |
| San Pedro Del Pinatar     | 154               | 16,26%        | 186               | 19,64%        | 119              | 12,57%        | 162              | 16,26%        | 102             | 10,77%       | 129             | 13,62%       | 95           | 10,03%       | 947                | 1,34%       | 724              | 76,45%        |
| Santomera                 | 176               | 26,95%        | 126               | 19,30%        | 86               | 13,17%        | 119              | 26,95%        | 58              | 8,88%        | 57              | 8,73%        | 31           | 4,75%        | 653                | 0,92%       | 565              | 86,52%        |
| Torre Pacheco             | 153               | 16,98%        | 214               | 23,75%        | 118              | 13,10%        | 170              | 16,98%        | 100             | 11,10%       | 93              | 10,32%       | 53           | 5,88%        | 901                | 1,28%       | 755              | 83,80%        |
| Torres De Cotillas        | 286               | 23,95%        | 259               | 21,69%        | 142              | 11,89%        | 223              | 23,95%        | 102             | 8,54%        | 113             | 9,46%        | 69           | 5,78%        | 1194               | 1,69%       | 1.012            | 84,76%        |
| Totana                    | 282               | 20,63%        | 307               | 22,46%        | 182              | 13,31%        | 234              | 20,63%        | 141             | 10,31%       | 140             | 10,24%       | 81           | 5,93%        | 1367               | 1,94%       | 1.148            | 83,98%        |
| Ulea                      | 24                | 30,77%        | 6                 | 7,69%         | 12               | 15,38%        | 8                | 30,77%        | 11              | 14,10%       | 13              | 16,67%       | 4            | 5,13%        | 78                 | 0,11%       | 61               | 78,21%        |
| Union La                  | 88                | 15,22%        | 128               | 22,15%        | 98               | 16,96%        | 109              | 15,22%        | 58              | 10,03%       | 59              | 10,21%       | 38           | 6,57%        | 578                | 0,82%       | 481              | 83,22%        |
| Villanueva Del Rio Segura | 93                | 36,61%        | 44                | 17,32%        | 25               | 9,84%         | 37               | 36,61%        | 13              | 5,12%        | 24              | 9,45%        | 18           | 7,09%        | 254                | 0,36%       | 212              | 83,46%        |
| Yecla                     | 304               | 23,79%        | 274               | 21,44%        | 179              | 14,01%        | 220              | 23,79%        | 113             | 8,84%        | 101             | 7,90%        | 87           | 6,81%        | 1278               | 1,81%       | 1.090            | 85,29%        |
| <b>Región de Murcia</b>   | <b>17.270</b>     | <b>24,45%</b> | <b>14.873</b>     | <b>21,06%</b> | <b>9.238</b>     | <b>13,08%</b> | <b>11.829</b>    | <b>16,75%</b> | <b>6.477</b>    | <b>9,17%</b> | <b>6.531</b>    | <b>9,25%</b> | <b>4.405</b> | <b>6,24%</b> | <b>70.623</b>      | <b>100%</b> | <b>59.724</b>    | <b>84,57%</b> |



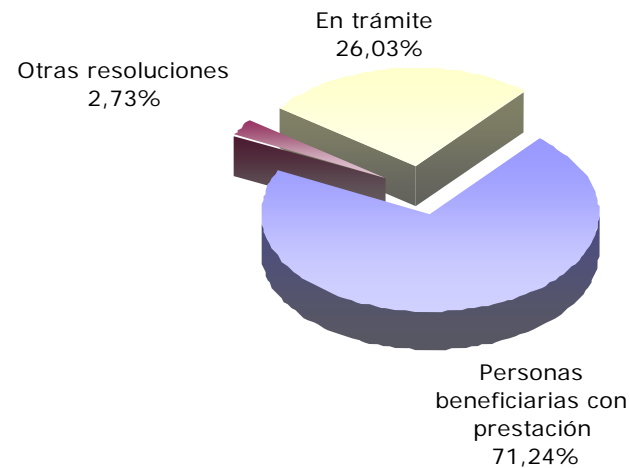


## 1.3. Histórico de personas beneficiarias con prestación

Situación a 1 de Marzo de 2012

| Personas beneficiarias con derecho a prestación |      | Personas beneficiarias con prestación |        | Otras resoluciones |       | Total resueltas |        | En trámite |        |
|-------------------------------------------------|------|---------------------------------------|--------|--------------------|-------|-----------------|--------|------------|--------|
| Total                                           | %    | Total                                 | %      | Total              | %     | Total           | %      | Total      | %      |
| 59.724                                          | 100% | 42.547                                | 71,24% | 1.631              | 2,73% | 44.178          | 73,97% | 15.546     | 26,03% |

### Personas beneficiarias con prestación



■ Personas beneficiarias con prestación ■ Otras resoluciones ■ En trámite



## Histórico de personas beneficiarias con prestación (continuación)

| Municipio           | Personas beneficiarias con derecho a prestación |        | Personas beneficiarias con prestación |        | Otras resoluciones |       | Total resueltas |        | En trámite |        |
|---------------------|-------------------------------------------------|--------|---------------------------------------|--------|--------------------|-------|-----------------|--------|------------|--------|
|                     | Total                                           | %      | Total                                 | %      | Total              | %     | Total           | %      | Total      | %      |
| Abanilla            | 684                                             | 1,15%  | 506                                   | 73,98% | 19                 | 2,78% | 525             | 76,75% | 159        | 23,25% |
| Abaran              | 933                                             | 1,56%  | 728                                   | 78,03% | 16                 | 1,71% | 744             | 79,74% | 189        | 20,26% |
| Aguilas             | 1.285                                           | 2,15%  | 876                                   | 68,17% | 41                 | 3,19% | 917             | 71,36% | 368        | 28,64% |
| Albudeite           | 132                                             | 0,22%  | 94                                    | 71,21% | 3                  | 2,27% | 97              | 73,48% | 35         | 26,52% |
| Alcantarilla        | 1.606                                           | 2,69%  | 1.131                                 | 70,42% | 50                 | 3,11% | 1181            | 73,54% | 425        | 26,46% |
| Alcazares Los       | 380                                             | 0,64%  | 265                                   | 69,74% | 8                  | 2,11% | 273             | 71,84% | 107        | 28,16% |
| Aledo               | 55                                              | 0,09%  | 36                                    | 65,45% | 2                  | 3,64% | 38              | 69,09% | 17         | 30,91% |
| Alguazas            | 393                                             | 0,66%  | 268                                   | 68,19% | 8                  | 2,04% | 276             | 70,23% | 117        | 29,77% |
| Alhama De Murcia    | 796                                             | 1,33%  | 587                                   | 73,74% | 12                 | 1,51% | 599             | 75,25% | 197        | 24,75% |
| Archena             | 1.225                                           | 2,05%  | 926                                   | 75,59% | 10                 | 0,82% | 936             | 76,41% | 289        | 23,59% |
| Beniel              | 419                                             | 0,70%  | 305                                   | 72,79% | 17                 | 4,06% | 322             | 76,85% | 97         | 23,15% |
| Blanca              | 447                                             | 0,75%  | 331                                   | 74,05% | 16                 | 3,58% | 347             | 77,63% | 100        | 22,37% |
| Bullas              | 854                                             | 1,43%  | 649                                   | 76,00% | 22                 | 2,58% | 671             | 78,57% | 183        | 21,43% |
| Calasparra          | 574                                             | 0,96%  | 395                                   | 68,82% | 18                 | 3,14% | 413             | 71,95% | 161        | 28,05% |
| Campos Del Rio      | 190                                             | 0,32%  | 134                                   | 70,53% | 6                  | 3,16% | 140             | 73,68% | 50         | 26,32% |
| Caravaca De La Cruz | 1.453                                           | 2,43%  | 1.015                                 | 69,86% | 50                 | 3,44% | 1065            | 73,30% | 388        | 26,70% |
| Cartagena           | 6.620                                           | 11,08% | 4.485                                 | 67,75% | 301                | 4,55% | 4786            | 72,30% | 1834       | 27,70% |
| Cehegin             | 864                                             | 1,45%  | 603                                   | 69,79% | 25                 | 2,89% | 628             | 72,69% | 236        | 27,31% |
| Ceuti               | 633                                             | 1,06%  | 516                                   | 81,52% | 11                 | 1,74% | 527             | 83,25% | 106        | 16,75% |
| Cieza               | 2.142                                           | 3,59%  | 1.635                                 | 76,33% | 47                 | 2,19% | 1682            | 78,52% | 460        | 21,48% |
| Fortuna             | 536                                             | 0,90%  | 402                                   | 75,00% | 15                 | 2,80% | 417             | 77,80% | 119        | 22,20% |
| Fuente Alamo        | 525                                             | 0,88%  | 298                                   | 56,76% | 14                 | 2,67% | 312             | 59,43% | 213        | 40,57% |
| Jumilla             | 1.163                                           | 1,95%  | 748                                   | 64,32% | 24                 | 2,06% | 772             | 66,38% | 391        | 33,62% |
| Librilla            | 331                                             | 0,55%  | 223                                   | 67,37% | 3                  | 0,91% | 226             | 68,28% | 105        | 31,72% |



## Histórico de personas beneficiarias con prestación (continuación)

| Municipio                 | Personas beneficiarias con derecho a prestación |             | Personas beneficiarias con prestación |               | Otras resoluciones |              | Total resueltas |               | En trámite    |               |
|---------------------------|-------------------------------------------------|-------------|---------------------------------------|---------------|--------------------|--------------|-----------------|---------------|---------------|---------------|
|                           | Total                                           | %           | Total                                 | %             | Total              | %            | Total           | %             | Total         | %             |
| Lorca                     | 3.520                                           | 5,89%       | 2.393                                 | 67,98%        | 123                | 3,49%        | 2.516           | 71,48%        | 1.004         | 28,52%        |
| Lorqui                    | 422                                             | 0,71%       | 335                                   | 79,38%        | 5                  | 1,18%        | 340             | 80,57%        | 82            | 19,43%        |
| Mazarrón                  | 795                                             | 1,33%       | 459                                   | 57,74%        | 13                 | 1,64%        | 472             | 59,37%        | 323           | 40,63%        |
| Molina De Segura          | 2.557                                           | 4,28%       | 1.912                                 | 74,78%        | 57                 | 2,23%        | 1.969           | 77,00%        | 588           | 23,00%        |
| Moratalla                 | 477                                             | 0,80%       | 314                                   | 65,83%        | 8                  | 1,68%        | 322             | 67,51%        | 155           | 32,49%        |
| Mula                      | 1.223                                           | 2,05%       | 924                                   | 75,55%        | 19                 | 1,55%        | 943             | 77,11%        | 280           | 22,89%        |
| Murcia                    | 18.434                                          | 30,87%      | 13.426                                | 72,83%        | 435                | 2,36%        | 13.861          | 75,19%        | 4.573         | 24,81%        |
| Ojos                      | 67                                              | 0,11%       | 57                                    | 85,07%        | 0                  | 0,00%        | 57              | 85,07%        | 10            | 14,93%        |
| Pliego                    | 299                                             | 0,50%       | 209                                   | 69,90%        | 9                  | 3,01%        | 218             | 72,91%        | 81            | 27,09%        |
| Puerto Lumbreras          | 684                                             | 1,15%       | 504                                   | 73,68%        | 12                 | 1,75%        | 516             | 75,44%        | 168           | 24,56%        |
| Ricote                    | 144                                             | 0,24%       | 103                                   | 71,53%        | 3                  | 2,08%        | 106             | 73,61%        | 38            | 26,39%        |
| San Javier                | 814                                             | 1,36%       | 579                                   | 71,13%        | 29                 | 3,56%        | 608             | 74,69%        | 206           | 25,31%        |
| San Pedro Del Pinatar     | 724                                             | 1,21%       | 479                                   | 66,16%        | 34                 | 4,70%        | 513             | 70,86%        | 211           | 29,14%        |
| Santomera                 | 565                                             | 0,95%       | 388                                   | 68,67%        | 25                 | 4,42%        | 413             | 73,10%        | 152           | 26,90%        |
| Torre Pacheco             | 755                                             | 1,26%       | 524                                   | 69,40%        | 20                 | 2,65%        | 544             | 72,05%        | 211           | 27,95%        |
| Torres De Cotillas        | 1.012                                           | 1,69%       | 726                                   | 71,74%        | 18                 | 1,78%        | 744             | 73,52%        | 268           | 26,48%        |
| Totana                    | 1.148                                           | 1,92%       | 783                                   | 68,21%        | 40                 | 3,48%        | 823             | 71,69%        | 325           | 28,31%        |
| Ulea                      | 61                                              | 0,10%       | 43                                    | 70,49%        | 1                  | 1,64%        | 44              | 72,13%        | 17            | 27,87%        |
| Unión La                  | 481                                             | 0,81%       | 288                                   | 59,88%        | 8                  | 1,66%        | 296             | 61,54%        | 185           | 38,46%        |
| Villanueva Del Río Segura | 212                                             | 0,35%       | 177                                   | 83,49%        | 4                  | 1,89%        | 181             | 85,38%        | 31            | 14,62%        |
| Yecla                     | 1.090                                           | 1,83%       | 768                                   | 70,46%        | 30                 | 2,75%        | 798             | 73,21%        | 292           | 26,79%        |
| <b>Región de Murcia</b>   | <b>59.724</b>                                   | <b>100%</b> | <b>42.547</b>                         | <b>71,24%</b> | <b>1.631</b>       | <b>2,73%</b> | <b>44.178</b>   | <b>73,97%</b> | <b>15.546</b> | <b>26,03%</b> |

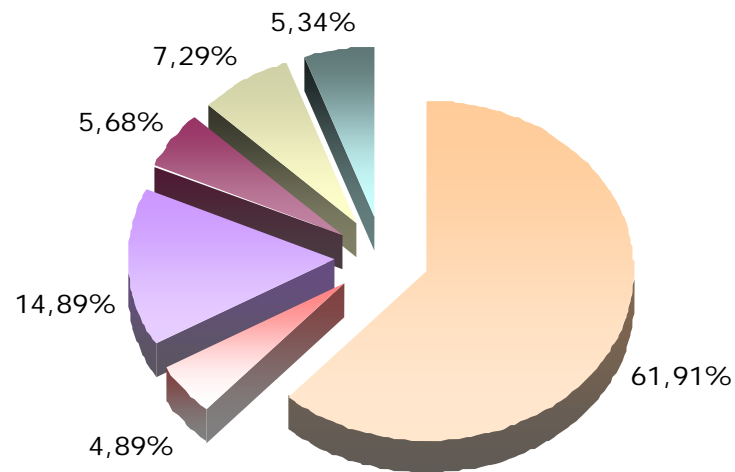


## 1.4. Histórico de prestaciones

Situación a 1 de Marzo de 2012

| Teleasistencia |        | Centros de Día/Noche |       | Atención Residencial |       | P.E. Vinculada Servicio |       | P.E. Cuidados Familiares |        | Servicio de promoción de la Autonomía personal |       | Total Prestaciones |      | Personas beneficiarias con prestaciones | Ratio prest. por personas beneficiarias |
|----------------|--------|----------------------|-------|----------------------|-------|-------------------------|-------|--------------------------|--------|------------------------------------------------|-------|--------------------|------|-----------------------------------------|-----------------------------------------|
| Nº             | %      | Nº                   | %     | Nº                   | %     | Nº                      | %     | Nº                       | %      | Nº                                             | %     | Nº                 | %    |                                         |                                         |
| 8.364          | 14,89% | 3.191                | 5,68% | 4.097                | 7,29% | 3.002                   | 5,34% | 34.778                   | 61,91% | 2.745                                          | 4,89% | 56.177             | 100% | 42.547                                  | 1,32                                    |

Histórico de prestaciones



- Teleasistencia
- Centros de Día/Noche
- Atención Residencial
- P.E. Vinculada Servicio
- P.E. Cuidados Familiares
- Serv. Promo Autonomía Personal



## Histórico de prestaciones (continuación)

| Municipio           | Teleasistencia |        | Centros de Día/Noche |       | Atención Residencial |        | P.E. Vinculada Servicio |        | P.E. Cuidados Familiares |        | Servicio de promoción de la Autonomía personal |       | Total Prestaciones |        | Personas beneficiarias con prestaciones | Ratio prest. por personas beneficiarias |
|---------------------|----------------|--------|----------------------|-------|----------------------|--------|-------------------------|--------|--------------------------|--------|------------------------------------------------|-------|--------------------|--------|-----------------------------------------|-----------------------------------------|
|                     | Nº             | %      | Nº                   | %     | Nº                   | %      | Nº                      | %      | Nº                       | %      | Nº                                             | %     | Nº                 | %      |                                         |                                         |
| Abanilla            | 77             | 12,38% | 7                    | 1,13% | 116                  | 18,65% | 55                      | 8,84%  | 360                      | 57,88% | 7                                              | 1,13% | 622                | 1,11%  | 506                                     | 1,23                                    |
| Abaran              | 151            | 16,58% | 54                   | 5,93% | 31                   | 3,40%  | 49                      | 5,38%  | 626                      | 68,72% | 42                                             | 4,61% | 911                | 1,62%  | 728                                     | 1,25                                    |
| Aguilas             | 144            | 13,38% | 60                   | 5,58% | 92                   | 8,55%  | 133                     | 12,36% | 647                      | 60,13% | 56                                             | 5,20% | 1076               | 1,92%  | 876                                     | 1,23                                    |
| Albudeite           | 19             | 16,81% | 2                    | 1,77% | 1                    | 0,88%  | 3                       | 2,65%  | 88                       | 77,88% | 2                                              | 1,77% | 113                | 0,20%  | 94                                      | 1,20                                    |
| Alcantarilla        | 265            | 17,93% | 124                  | 8,39% | 95                   | 6,43%  | 59                      | 3,99%  | 935                      | 63,26% | 124                                            | 8,39% | 1478               | 2,63%  | 1.131                                   | 1,31                                    |
| Alcazares Los       | 6              | 2,08%  | 10                   | 3,46% | 25                   | 8,65%  | 103                     | 35,64% | 145                      | 50,17% | 10                                             | 3,46% | 289                | 0,51%  | 265                                     | 1,09                                    |
| Aledo               | 10             | 21,74% | 0                    | 0,00% | 0                    | 0,00%  | 1                       | 2,17%  | 35                       | 76,09% | 0                                              | 0,00% | 46                 | 0,08%  | 36                                      | 1,28                                    |
| Alguazas            | 42             | 13,33% | 20                   | 6,35% | 6                    | 1,90%  | 4                       | 1,27%  | 243                      | 77,14% | 14                                             | 4,44% | 315                | 0,56%  | 268                                     | 1,18                                    |
| Alhama De Murcia    | 130            | 17,17% | 43                   | 5,68% | 49                   | 6,47%  | 20                      | 2,64%  | 515                      | 68,03% | 40                                             | 5,28% | 757                | 1,35%  | 587                                     | 1,29                                    |
| Archena             | 98             | 9,16%  | 29                   | 2,71% | 90                   | 8,41%  | 69                      | 6,45%  | 784                      | 73,27% | 22                                             | 2,06% | 1070               | 1,90%  | 926                                     | 1,16                                    |
| Beniel              | 67             | 17,40% | 27                   | 7,01% | 10                   | 2,60%  | 3                       | 0,78%  | 278                      | 72,21% | 32                                             | 8,31% | 385                | 0,69%  | 305                                     | 1,26                                    |
| Blanca              | 86             | 19,24% | 40                   | 8,95% | 31                   | 6,94%  | 28                      | 6,26%  | 262                      | 58,61% | 41                                             | 9,17% | 447                | 0,80%  | 331                                     | 1,35                                    |
| Bullas              | 258            | 27,86% | 38                   | 4,10% | 11                   | 1,19%  | 51                      | 5,51%  | 568                      | 61,34% | 41                                             | 4,43% | 926                | 1,65%  | 649                                     | 1,43                                    |
| Calasparra          | 48             | 10,48% | 14                   | 3,06% | 58                   | 12,66% | 13                      | 2,84%  | 325                      | 70,96% | 14                                             | 3,06% | 458                | 0,82%  | 395                                     | 1,16                                    |
| Campos Del Rio      | 35             | 20,47% | 3                    | 1,75% | 2                    | 1,17%  | 3                       | 1,75%  | 128                      | 74,85% | 4                                              | 2,34% | 171                | 0,30%  | 134                                     | 1,28                                    |
| Caravaca De La Cruz | 101            | 8,72%  | 65                   | 5,61% | 36                   | 3,11%  | 26                      | 2,25%  | 930                      | 80,31% | 50                                             | 4,32% | 1158               | 2,06%  | 1.015                                   | 1,14                                    |
| Cartagena           | 818            | 14,45% | 501                  | 8,85% | 486                  | 8,59%  | 504                     | 8,91%  | 3.350                    | 59,20% | 403                                            | 7,12% | 5659               | 10,07% | 4.485                                   | 1,26                                    |
| Cehegin             | 27             | 3,97%  | 55                   | 8,09% | 69                   | 10,15% | 5                       | 0,74%  | 524                      | 77,06% | 53                                             | 7,79% | 680                | 1,21%  | 603                                     | 1,13                                    |
| Ceuti               | 130            | 19,09% | 25                   | 3,67% | 88                   | 12,92% | 108                     | 15,86% | 330                      | 48,46% | 20                                             | 2,94% | 681                | 1,21%  | 516                                     | 1,32                                    |
| Cieza               | 77             | 4,26%  | 107                  | 5,92% | 154                  | 8,53%  | 128                     | 7,09%  | 1.340                    | 74,20% | 74                                             | 4,10% | 1806               | 3,21%  | 1.635                                   | 1,10                                    |
| Fortuna             | 32             | 7,22%  | 21                   | 4,74% | 4                    | 0,90%  | 13                      | 2,93%  | 373                      | 84,20% | 17                                             | 3,84% | 443                | 0,79%  | 402                                     | 1,10                                    |
| Fuente Alamo        | 29             | 8,58%  | 7                    | 2,07% | 20                   | 5,92%  | 11                      | 3,25%  | 271                      | 80,18% | 6                                              | 1,78% | 338                | 0,60%  | 298                                     | 1,13                                    |
| Jumilla             | 113            | 12,71% | 48                   | 5,40% | 63                   | 7,09%  | 37                      | 4,16%  | 628                      | 70,64% | 17                                             | 1,91% | 889                | 1,58%  | 748                                     | 1,19                                    |
| Librilla            | 104            | 31,90% | 2                    | 0,61% | 3                    | 0,92%  | 2                       | 0,61%  | 215                      | 65,95% | 4                                              | 1,23% | 326                | 0,58%  | 223                                     | 1,46                                    |
| Lorca               | 230            | 8,32%  | 121                  | 4,37% | 431                  | 15,58% | 137                     | 4,95%  | 1.847                    | 66,78% | 95                                             | 3,43% | 2766               | 4,92%  | 2.393                                   | 1,16                                    |



## Histórico de prestaciones (continuación)

| Municipio                 | Teleasistencia |               | Centros de Día/Noche |              | Atención Residencial |              | P.E. Vinculada Servicio |              | P.E. Cuidados Familiares |               | Servicio de promoción de la Autonomía personal |              | Total Prestaciones |             | Personas beneficiarias con prestaciones | Ratio prest. por personas beneficiarias |
|---------------------------|----------------|---------------|----------------------|--------------|----------------------|--------------|-------------------------|--------------|--------------------------|---------------|------------------------------------------------|--------------|--------------------|-------------|-----------------------------------------|-----------------------------------------|
|                           | Nº             | %             | Nº                   | %            | Nº                   | %            | Nº                      | %            | Nº                       | %             | Nº                                             | %            | Nº                 | %           |                                         |                                         |
| Lorquí                    | 88             | 20,37%        | 15                   | 3,47%        | 11                   | 2,55%        | 22                      | 5,09%        | 296                      | 68,52%        | 19                                             | 4,40%        | 432                | 0,77%       | 335                                     | 1,29                                    |
| Mazarrón                  | 113            | 18,80%        | 41                   | 6,82%        | 15                   | 2,50%        | 31                      | 5,16%        | 401                      | 66,72%        | 30                                             | 4,99%        | 601                | 1,07%       | 459                                     | 1,31                                    |
| Molina De Segura          | 435            | 17,65%        | 122                  | 4,95%        | 159                  | 6,45%        | 177                     | 7,18%        | 1.571                    | 63,76%        | 93                                             | 3,77%        | 2.464              | 4,39%       | 1.912                                   | 1,29                                    |
| Moratalla                 | 21             | 6,09%         | 19                   | 5,51%        | 9                    | 2,61%        | 1                       | 0,29%        | 295                      | 85,51%        | 19                                             | 5,51%        | 345                | 0,61%       | 314                                     | 1,10                                    |
| Mula                      | 341            | 26,52%        | 47                   | 3,65%        | 12                   | 0,93%        | 63                      | 4,90%        | 823                      | 64,00%        | 35                                             | 2,72%        | 1286               | 2,29%       | 924                                     | 1,39                                    |
| Murcia                    | 3.372          | 18,17%        | 912                  | 4,91%        | 1.440                | 7,76%        | 752                     | 4,05%        | 11.123                   | 59,93%        | 961                                            | 5,18%        | 18.560             | 33,04%      | 13.426                                  | 1,38                                    |
| Ojos                      | 18             | 23,08%        | 0                    | 0,00%        | 2                    | 2,56%        | 3                       | 3,85%        | 55                       | 70,51%        | 0                                              | 0,00%        | 78                 | 0,14%       | 57                                      | 1,37                                    |
| Pliego                    | 70             | 24,73%        | 2                    | 0,71%        | 4                    | 1,41%        | 10                      | 3,53%        | 197                      | 69,61%        | 2                                              | 0,71%        | 283                | 0,50%       | 209                                     | 1,35                                    |
| Puerto Lumbreras          | 131            | 19,61%        | 55                   | 8,23%        | 17                   | 2,54%        | 42                      | 6,29%        | 423                      | 63,32%        | 35                                             | 5,24%        | 668                | 1,19%       | 504                                     | 1,33                                    |
| Ricote                    | 11             | 9,24%         | 4                    | 3,36%        | 2                    | 1,68%        | 2                       | 1,68%        | 100                      | 84,03%        | 2                                              | 1,68%        | 119                | 0,21%       | 103                                     | 1,16                                    |
| San Javier                | 93             | 12,65%        | 94                   | 12,79%       | 83                   | 11,29%       | 128                     | 17,41%       | 337                      | 45,85%        | 50                                             | 6,80%        | 735                | 1,31%       | 579                                     | 1,27                                    |
| San Pedro Del Pinatar     | 50             | 8,73%         | 60                   | 10,47%       | 151                  | 26,35%       | 49                      | 8,55%        | 263                      | 45,90%        | 45                                             | 7,85%        | 573                | 1,02%       | 479                                     | 1,20                                    |
| Santomera                 | 47             | 10,40%        | 10                   | 2,21%        | 17                   | 3,76%        | 16                      | 3,54%        | 362                      | 80,09%        | 16                                             | 3,54%        | 452                | 0,80%       | 388                                     | 1,16                                    |
| Torre Pacheco             | 72             | 11,50%        | 89                   | 14,22%       | 15                   | 2,40%        | 18                      | 2,88%        | 432                      | 69,01%        | 48                                             | 7,67%        | 626                | 1,11%       | 524                                     | 1,19                                    |
| Torres De Cotillas        | 212            | 21,74%        | 57                   | 5,85%        | 35                   | 3,59%        | 13                      | 1,33%        | 658                      | 67,49%        | 36                                             | 3,69%        | 975                | 1,74%       | 726                                     | 1,34                                    |
| Totana                    | 17             | 1,99%         | 82                   | 9,61%        | 67                   | 7,85%        | 53                      | 6,21%        | 634                      | 74,33%        | 51                                             | 5,98%        | 853                | 1,52%       | 783                                     | 1,09                                    |
| Ulea                      | 14             | 25,00%        | 1                    | 1,79%        | 0                    | 0,00%        | 0                       | 0,00%        | 41                       | 73,21%        | 1                                              | 1,79%        | 56                 | 0,10%       | 43                                      | 1,30                                    |
| Unión La                  | 30             | 8,85%         | 35                   | 10,32%       | 19                   | 5,60%        | 2                       | 0,59%        | 253                      | 74,63%        | 23                                             | 6,78%        | 339                | 0,60%       | 288                                     | 1,18                                    |
| Villanueva Del Río Segura | 29             | 12,78%        | 3                    | 1,32%        | 61                   | 26,87%       | 29                      | 12,78%       | 105                      | 46,26%        | 3                                              | 1,32%        | 227                | 0,40%       | 177                                     | 1,28                                    |
| Yecla                     | 103            | 11,22%        | 120                  | 13,07%       | 7                    | 0,76%        | 26                      | 2,83%        | 662                      | 72,11%        | 88                                             | 9,59%        | 918                | 1,63%       | 768                                     | 1,20                                    |
| <b>Región de Murcia</b>   | <b>8.364</b>   | <b>14,89%</b> | <b>3.191</b>         | <b>5,68%</b> | <b>4.097</b>         | <b>7,29%</b> | <b>3.002</b>            | <b>5,34%</b> | <b>34.778</b>            | <b>61,91%</b> | <b>2.745</b>                                   | <b>4,89%</b> | <b>56.177</b>      | <b>100%</b> | <b>42.547</b>                           | <b>1,32</b>                             |

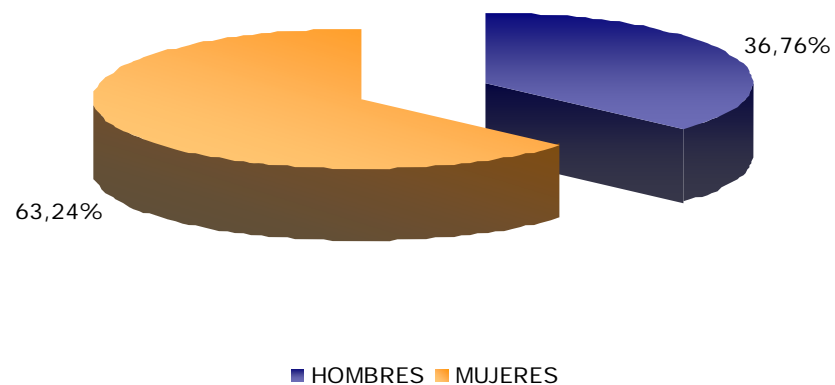


## 1.5. Histórico de grados y niveles por Género

Situación a 1 de Marzo de 2012

| Género  | Grado III Nivel 2<br>Nº | Grado III Nivel 1<br>Nº | Grado II Nivel 2<br>Nº | Grado II Nivel 1<br>Nº | Grado I Nivel 2<br>Nº | Grado I Nivel 1<br>Nº | Sin Grado<br>Nº | Total Resoluciones<br>Nº |
|---------|-------------------------|-------------------------|------------------------|------------------------|-----------------------|-----------------------|-----------------|--------------------------|
| Hombres | 6.109                   | 5.696                   | 3.529                  | 4.450                  | 2.160                 | 2.174                 | 1.840           | 25.958                   |
| Mujeres | 11.161                  | 9.177                   | 5.708                  | 7.379                  | 4.316                 | 4.349                 | 2.560           | 44.650                   |

Grados por género



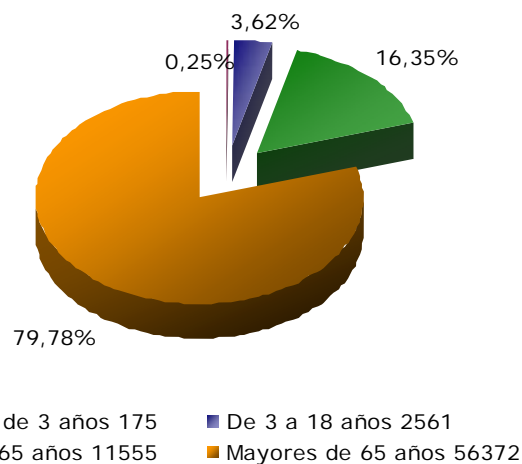


## 1.6. Histórico de grados y niveles por grupos de edad (continuación)

Situación a 1 de Marzo de 2012

| Grupo de edad | Grado III Nivel 2<br>Nº | Grado III Nivel 1<br>Nº | Grado II Nivel 2<br>Nº | Grado II Nivel 1<br>Nº | Grado I Nivel 2<br>Nº | Grado I Nivel 1<br>Nº | Sin Grado<br>Nº | Total Resoluciones<br>Nº |
|---------------|-------------------------|-------------------------|------------------------|------------------------|-----------------------|-----------------------|-----------------|--------------------------|
| <3            | 78                      | 0                       | 39                     | 0                      | 16                    | 0                     | 42              | 175                      |
| 3-18          | 569                     | 710                     | 404                    | 398                    | 122                   | 104                   | 254             | 2.561                    |
| 19-65         | 1.643                   | 2.096                   | 1.980                  | 2.692                  | 1.233                 | 988                   | 923             | 11.555                   |
| >65           | 14.987                  | 12.077                  | 6.822                  | 8.748                  | 5.111                 | 5.439                 | 3.188           | 56.372                   |
| <b>TOTAL</b>  | <b>17.277</b>           | <b>14.883</b>           | <b>9.245</b>           | <b>11.838</b>          | <b>6.482</b>          | <b>6.531</b>          | <b>4.407</b>    | <b>70.663</b>            |

Por grupos de edad





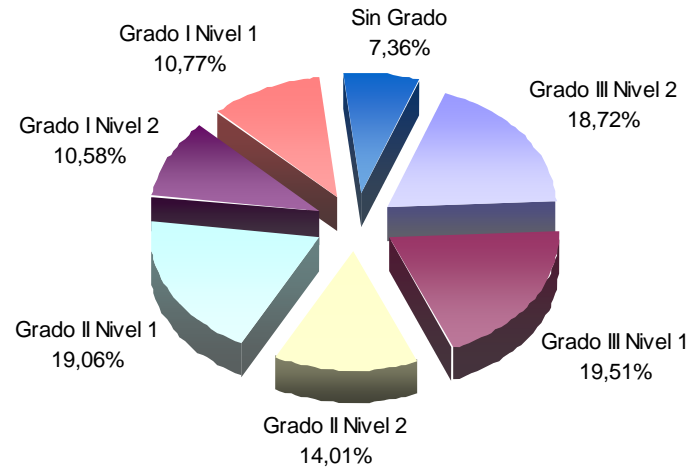


## 2.1. Dictámenes activos: grados y niveles

Situación a 1 de Marzo de 2012

| Grado III Nivel 2 |        | Grado III Nivel 1 |        | Grado II Nivel 2 |        | Grado II Nivel 1 |        | Grado I Nivel 2 |        | Grado I Nivel 1 |        | Sin Grado |       | Total Resoluciones |      | Grado protegible |        |
|-------------------|--------|-------------------|--------|------------------|--------|------------------|--------|-----------------|--------|-----------------|--------|-----------|-------|--------------------|------|------------------|--------|
| Nº                | %      | Nº                | %      | Nº               | %      | Nº               | %      | Nº              | %      | Nº              | %      | Nº        | %     | Nº                 | %    | Nº               | %      |
| 10.167            | 18,72% | 10.595            | 19,51% | 7.606            | 14,01% | 10.351           | 19,06% | 5.745           | 10,58% | 5.849           | 10,77% | 3.995     | 7,36% | 54.308             | 100% | 44.501           | 81,94% |

Dictámenes: grados y niveles





## Dictámenes activos: grados y niveles (continuación)

| Municipio           | Grado III Nivel 2 |        | Grado III Nivel 1 |        | Grado II Nivel 2 |        | Grado II Nivel 1 |        | Grado I Nivel 2 |        | Grado I Nivel 1 |        | Sin Grado |        | Total Resoluciones |        | Grado protegible |        |
|---------------------|-------------------|--------|-------------------|--------|------------------|--------|------------------|--------|-----------------|--------|-----------------|--------|-----------|--------|--------------------|--------|------------------|--------|
|                     | Nº                | %      | Nº                | %      | Nº               | %      | Nº               | %      | Nº              | %      | Nº              | %      | Nº        | %      | Nº                 | %      | Nº               | %      |
| Abanilla            | 174               | 29,10% | 92                | 15,38% | 82               | 13,71% | 92               | 29,10% | 60              | 10,03% | 58              | 9,70%  | 40        | 6,69%  | 598                | 1,10%  | 500              | 83,61% |
| Abaran              | 163               | 19,71% | 154               | 18,62% | 131              | 15,84% | 167              | 19,71% | 79              | 9,55%  | 91              | 11,00% | 42        | 5,08%  | 827                | 1,52%  | 694              | 83,92% |
| Aguilas             | 155               | 13,45% | 232               | 20,14% | 170              | 14,76% | 244              | 13,45% | 134             | 11,63% | 134             | 11,63% | 83        | 7,20%  | 1152               | 2,12%  | 936              | 81,25% |
| Albudeite           | 11                | 8,27%  | 12                | 9,02%  | 24               | 18,05% | 35               | 8,27%  | 18              | 13,53% | 24              | 18,05% | 9         | 6,77%  | 133                | 0,24%  | 100              | 75,19% |
| Alcantarilla        | 270               | 18,22% | 255               | 17,21% | 210              | 14,17% | 280              | 18,22% | 167             | 11,27% | 192             | 12,96% | 108       | 7,29%  | 1482               | 2,73%  | 1.183            | 79,82% |
| Alcazares Los       | 49                | 12,93% | 96                | 25,33% | 49               | 12,93% | 63               | 12,93% | 33              | 8,71%  | 50              | 13,19% | 39        | 10,29% | 379                | 0,70%  | 288              | 75,99% |
| Aledo               | 5                 | 11,36% | 5                 | 11,36% | 7                | 15,91% | 17               | 11,36% | 3               | 6,82%  | 4               | 9,09%  | 3         | 6,82%  | 44                 | 0,08%  | 37               | 84,09% |
| Alguazas            | 56                | 16,18% | 73                | 21,10% | 46               | 13,29% | 75               | 16,18% | 41              | 11,85% | 34              | 9,83%  | 21        | 6,07%  | 346                | 0,64%  | 291              | 84,10% |
| Alhama De Murcia    | 87                | 11,54% | 128               | 16,98% | 100              | 13,26% | 146              | 11,54% | 93              | 12,33% | 108             | 14,32% | 92        | 12,20% | 754                | 1,39%  | 556              | 73,74% |
| Archena             | 229               | 21,13% | 201               | 18,54% | 174              | 16,05% | 203              | 21,13% | 111             | 10,24% | 109             | 10,06% | 57        | 5,26%  | 1084               | 2,00%  | 920              | 84,87% |
| Beniel              | 96                | 23,94% | 72                | 17,96% | 43               | 10,72% | 78               | 23,94% | 35              | 8,73%  | 47              | 11,72% | 30        | 7,48%  | 401                | 0,74%  | 324              | 80,80% |
| Blanca              | 90                | 22,22% | 69                | 17,04% | 58               | 14,32% | 68               | 22,22% | 41              | 10,12% | 52              | 12,84% | 27        | 6,67%  | 405                | 0,75%  | 326              | 80,49% |
| Bullas              | 95                | 12,04% | 119               | 15,08% | 107              | 13,56% | 200              | 12,04% | 106             | 13,43% | 89              | 11,28% | 73        | 9,25%  | 789                | 1,45%  | 628              | 79,59% |
| Calasparra          | 63                | 13,61% | 110               | 23,76% | 71               | 15,33% | 112              | 13,61% | 52              | 11,23% | 33              | 7,13%  | 22        | 4,75%  | 463                | 0,85%  | 408              | 88,12% |
| Campos Del Rio      | 42                | 22,58% | 43                | 23,12% | 27               | 14,52% | 22               | 22,58% | 21              | 11,29% | 17              | 9,14%  | 14        | 7,53%  | 186                | 0,34%  | 156              | 83,87% |
| Caravaca De La Cruz | 127               | 10,74% | 246               | 20,81% | 187              | 15,82% | 350              | 10,74% | 128             | 10,83% | 89              | 7,53%  | 55        | 4,65%  | 1182               | 2,18%  | 1.039            | 87,90% |
| Cartagena           | 681               | 11,10% | 1.364             | 22,24% | 892              | 14,54% | 1.269            | 11,10% | 677             | 11,04% | 756             | 12,32% | 495       | 8,07%  | 6134               | 11,29% | 4.886            | 79,65% |
| Cehegin             | 98                | 14,20% | 156               | 22,61% | 118              | 17,10% | 178              | 14,20% | 82              | 11,88% | 35              | 5,07%  | 23        | 3,33%  | 690                | 1,27%  | 631              | 91,45% |
| Ceuti               | 132               | 23,66% | 104               | 18,64% | 65               | 11,65% | 94               | 23,66% | 65              | 11,65% | 61              | 10,93% | 37        | 6,63%  | 558                | 1,03%  | 460              | 82,44% |
| Cieza               | 465               | 26,30% | 377               | 21,32% | 231              | 13,07% | 306              | 26,30% | 159             | 8,99%  | 154             | 8,71%  | 76        | 4,30%  | 1768               | 3,26%  | 1.542            | 87,22% |
| Fortuna             | 134               | 28,76% | 96                | 20,60% | 55               | 11,80% | 78               | 28,76% | 52              | 11,16% | 33              | 7,08%  | 18        | 3,86%  | 466                | 0,86%  | 415              | 89,06% |
| Fuente Alamo        | 47                | 9,65%  | 115               | 23,61% | 54               | 11,09% | 107              | 9,65%  | 66              | 13,55% | 60              | 12,32% | 38        | 7,80%  | 487                | 0,90%  | 389              | 79,88% |
| Jumilla             | 164               | 15,50% | 225               | 21,27% | 135              | 12,76% | 223              | 15,50% | 119             | 11,25% | 134             | 12,67% | 58        | 5,48%  | 1058               | 1,95%  | 867              | 81,95% |



## Dictámenes activos: grados y niveles (continuación)

| Municipio                 | Grado III Nivel 2 |               | Grado III Nivel 1 |               | Grado II Nivel 2 |               | Grado II Nivel 1 |               | Grado I Nivel 2 |               | Grado I Nivel 1 |               | Sin Grado    |              | Total Resoluciones |             | Grado protegible |               |
|---------------------------|-------------------|---------------|-------------------|---------------|------------------|---------------|------------------|---------------|-----------------|---------------|-----------------|---------------|--------------|--------------|--------------------|-------------|------------------|---------------|
|                           | Nº                | %             | Nº                | %             | Nº               | %             | Nº               | %             | Nº              | %             | Nº              | %             | Nº           | %            | Nº                 | %           | Nº               | %             |
| Librilla                  | 122               | 38,61%        | 25                | 7,91%         | 42               | 13,29%        | 38               | 38,61%        | 24              | 7,59%         | 41              | 12,97%        | 24           | 7,59%        | 316                | 0,58%       | 251              | 79,43%        |
| Lorca                     | 417               | 12,67%        | 674               | 20,49%        | 500              | 15,20%        | 619              | 12,67%        | 353             | 10,73%        | 384             | 11,67%        | 343          | 10,43%       | 3290               | 6,06%       | 2.563            | 77,90%        |
| Lorqui                    | 124               | 30,32%        | 66                | 16,14%        | 54               | 13,20%        | 58               | 30,32%        | 33              | 8,07%         | 45              | 11,00%        | 29           | 7,09%        | 409                | 0,75%       | 335              | 81,91%        |
| Mazarron                  | 76                | 9,41%         | 175               | 21,66%        | 127              | 15,72%        | 180              | 9,41%         | 75              | 9,28%         | 87              | 10,77%        | 88           | 10,89%       | 808                | 1,49%       | 633              | 78,34%        |
| Molina De Segura          | 518               | 22,23%        | 487               | 20,90%        | 289              | 12,40%        | 423              | 22,23%        | 216             | 9,27%         | 251             | 10,77%        | 146          | 6,27%        | 2330               | 4,29%       | 1.934            | 83,00%        |
| Moratalla                 | 48                | 11,71%        | 92                | 22,44%        | 58               | 14,15%        | 120              | 11,71%        | 39              | 9,51%         | 36              | 8,78%         | 17           | 4,15%        | 410                | 0,75%       | 357              | 87,07%        |
| Mula                      | 299               | 24,98%        | 154               | 12,87%        | 140              | 11,70%        | 165              | 24,98%        | 173             | 14,45%        | 137             | 11,45%        | 129          | 10,78%       | 1197               | 2,20%       | 934              | 78,03%        |
| Murcia                    | 4.016             | 23,99%        | 3.097             | 18,50%        | 2.310            | 13,80%        | 2.827            | 23,99%        | 1.678           | 10,03%        | 1.639           | 9,79%         | 1.170        | 6,99%        | 16737              | 30,82%      | 13.943           | 83,31%        |
| Ojos                      | 15                | 26,32%        | 10                | 17,54%        | 6                | 10,53%        | 11               | 26,32%        | 5               | 8,77%         | 7               | 12,28%        | 3            | 5,26%        | 57                 | 0,10%       | 47               | 82,46%        |
| Pliego                    | 31                | 10,88%        | 45                | 15,79%        | 36               | 12,63%        | 58               | 10,88%        | 47              | 16,49%        | 38              | 13,33%        | 30           | 10,53%       | 285                | 0,52%       | 218              | 76,49%        |
| Puerto Lumbreras          | 75                | 12,86%        | 133               | 22,81%        | 87               | 14,92%        | 126              | 12,86%        | 73              | 12,52%        | 56              | 9,61%         | 33           | 5,66%        | 583                | 1,07%       | 494              | 84,73%        |
| Ricote                    | 25                | 20,00%        | 26                | 20,80%        | 15               | 12,00%        | 33               | 20,00%        | 10              | 8,00%         | 11              | 8,80%         | 5            | 4,00%        | 125                | 0,23%       | 109              | 87,20%        |
| San Javier                | 88                | 11,18%        | 162               | 20,58%        | 124              | 15,76%        | 165              | 11,18%        | 65              | 8,26%         | 97              | 12,33%        | 86           | 10,93%       | 787                | 1,45%       | 604              | 76,75%        |
| San Pedro Del Pinatar     | 92                | 11,78%        | 141               | 18,05%        | 100              | 12,80%        | 146              | 11,78%        | 93              | 11,91%        | 119             | 15,24%        | 90           | 11,52%       | 781                | 1,44%       | 573              | 73,37%        |
| Santomera                 | 116               | 23,39%        | 82                | 16,53%        | 71               | 14,31%        | 106              | 23,39%        | 49              | 9,88%         | 46              | 9,27%         | 26           | 5,24%        | 496                | 0,91%       | 424              | 85,48%        |
| Torre Pacheco             | 78                | 11,13%        | 156               | 22,25%        | 93               | 13,27%        | 148              | 11,13%        | 95              | 13,55%        | 82              | 11,70%        | 49           | 6,99%        | 701                | 1,29%       | 570              | 81,31%        |
| Torres De Cotillas        | 165               | 17,42%        | 197               | 20,80%        | 118              | 12,46%        | 203              | 17,42%        | 92              | 9,71%         | 106             | 11,19%        | 66           | 6,97%        | 947                | 1,74%       | 775              | 81,84%        |
| Totana                    | 154               | 15,17%        | 205               | 20,20%        | 144              | 14,19%        | 199              | 15,17%        | 117             | 11,53%        | 123             | 12,12%        | 73           | 7,19%        | 1015               | 1,87%       | 821              | 80,89%        |
| Ulea                      | 11                | 18,97%        | 3                 | 5,17%         | 10               | 17,24%        | 8                | 18,97%        | 11              | 18,97%        | 12              | 20,69%        | 3            | 5,17%        | 58                 | 0,11%       | 43               | 74,14%        |
| Union La                  | 50                | 10,78%        | 90                | 19,40%        | 80               | 17,24%        | 100              | 10,78%        | 52              | 11,21%        | 56              | 12,07%        | 36           | 7,76%        | 464                | 0,85%       | 372              | 80,17%        |
| Villanueva Del Rio Segura | 50                | 27,03%        | 36                | 19,46%        | 20               | 10,81%        | 31               | 27,03%        | 10              | 5,41%         | 24              | 12,97%        | 14           | 7,57%        | 185                | 0,34%       | 147              | 79,46%        |
| Yecla                     | 164               | 17,43%        | 195               | 20,72%        | 146              | 15,52%        | 180              | 17,43%        | 93              | 9,88%         | 88              | 9,35%         | 75           | 7,97%        | 941                | 1,73%       | 778              | 82,68%        |
| <b>Región de Murcia</b>   | <b>10.167</b>     | <b>18,72%</b> | <b>10.595</b>     | <b>19,51%</b> | <b>7.606</b>     | <b>14,01%</b> | <b>10.351</b>    | <b>19,06%</b> | <b>5.745</b>    | <b>10,58%</b> | <b>5.849</b>    | <b>10,77%</b> | <b>3.995</b> | <b>7,36%</b> | <b>54.308</b>      | <b>100%</b> | <b>44.501</b>    | <b>81,94%</b> |

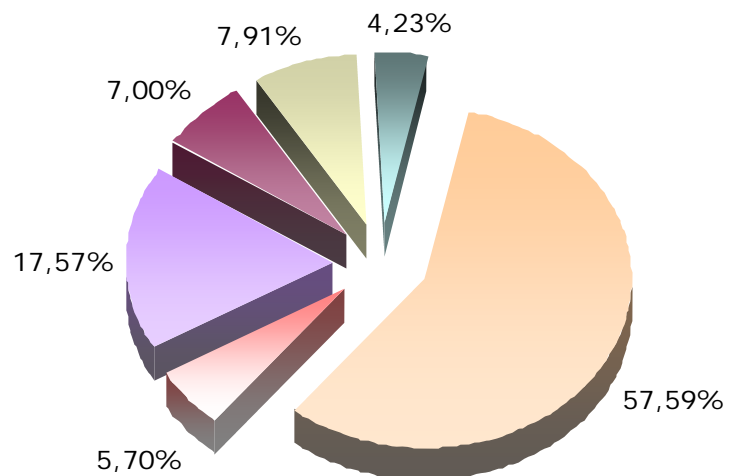


## 2.2 Prestaciones activas

Situación a 1 de Marzo de 2012

| Teleasistencia |        | Centros de Día/Noche |       | Atención Residencial |       | P.E. Vinculada Servicio |       | P.E. Cuidados Familiares |        | Servicio de promoción de la Autonomía personal |       | Total Prestaciones |      | Personas beneficiarias con prestaciones | Ratio prest. por personas beneficiarias |
|----------------|--------|----------------------|-------|----------------------|-------|-------------------------|-------|--------------------------|--------|------------------------------------------------|-------|--------------------|------|-----------------------------------------|-----------------------------------------|
| Nº             | %      | Nº                   | %     | Nº                   | %     | Nº                      | %     | Nº                       | %      | Nº                                             | %     | Nº                 | %    |                                         |                                         |
| 6.873          | 17,57% | 2.738                | 7,00% | 3.096                | 7,91% | 1.654                   | 4,23% | 22.526                   | 57,59% | 2.229                                          | 5,70% | 39.116             | 100% | 29.649                                  | 1,32                                    |

Histórico de prestaciones



- Teleasistencia
- Atención Residencial
- P.E. Cuidados Familiares
- Centros de Día/Noche
- P.E. Vinculada Servicio
- Serv. Promo Autonomía Personal



## Prestaciones activas (continuación)

| Municipio           | Teleasistencia |        | Centros de Día/Noche |        | Atención Residencial |        | P.E. Vinculada Servicio |        | P.E. Cuidados Familiares |        | Servicio de promoción de la Autonomía personal |        | Total Prestaciones |       | Personas beneficiarias con prestaciones | Ratio prest. por personas beneficiarias |
|---------------------|----------------|--------|----------------------|--------|----------------------|--------|-------------------------|--------|--------------------------|--------|------------------------------------------------|--------|--------------------|-------|-----------------------------------------|-----------------------------------------|
|                     | Nº             | %      | Nº                   | %      | Nº                   | %      | Nº                      | %      | Nº                       | %      | Nº                                             | %      | Nº                 | %     |                                         |                                         |
| Abanilla            | 62             | 15,16% | 6                    | 1,47%  | 83                   | 20,29% | 17                      | 4,16%  | 241                      | 58,92% | 6                                              | 1,47%  | 409                | 1,05% | 345                                     | 1,19                                    |
| Abaran              | 123            | 19,31% | 47                   | 7,38%  | 26                   | 4,08%  | 31                      | 4,87%  | 410                      | 64,36% | 38                                             | 5,97%  | 637                | 1,63% | 499                                     | 1,28                                    |
| Aguilas             | 103            | 14,80% | 53                   | 7,61%  | 74                   | 10,63% | 63                      | 9,05%  | 403                      | 57,90% | 45                                             | 6,47%  | 696                | 1,78% | 583                                     | 1,19                                    |
| Albudeite           | 16             | 19,28% | 2                    | 2,41%  | 1                    | 1,20%  | 2                       | 2,41%  | 62                       | 74,70% | 2                                              | 2,41%  | 83                 | 0,21% | 66                                      | 1,26                                    |
| Alcantarilla        | 199            | 20,49% | 108                  | 11,12% | 63                   | 6,49%  | 18                      | 1,85%  | 583                      | 60,04% | 99                                             | 10,20% | 971                | 2,48% | 767                                     | 1,27                                    |
| Alcazares Los       | 7              | 3,47%  | 10                   | 4,95%  | 18                   | 8,91%  | 67                      | 33,17% | 100                      | 49,50% | 8                                              | 3,96%  | 202                | 0,52% | 194                                     | 1,04                                    |
| Aledo               | 14             | 37,84% | 0                    | 0,00%  | 0                    | 0,00%  | 0                       | 0,00%  | 23                       | 62,16% | 0                                              | 0,00%  | 37                 | 0,09% | 23                                      | 1,61                                    |
| Alguazas            | 41             | 18,30% | 17                   | 7,59%  | 5                    | 2,23%  | 3                       | 1,34%  | 158                      | 70,54% | 12                                             | 5,36%  | 224                | 0,57% | 180                                     | 1,24                                    |
| Alhama De Murcia    | 102            | 21,34% | 40                   | 8,37%  | 30                   | 6,28%  | 12                      | 2,51%  | 294                      | 61,51% | 37                                             | 7,74%  | 478                | 1,22% | 374                                     | 1,28                                    |
| Archena             | 85             | 11,42% | 27                   | 3,63%  | 69                   | 9,27%  | 20                      | 2,69%  | 543                      | 72,98% | 21                                             | 2,82%  | 744                | 1,90% | 654                                     | 1,14                                    |
| Beniel              | 57             | 20,65% | 24                   | 8,70%  | 7                    | 2,54%  | 3                       | 1,09%  | 185                      | 67,03% | 24                                             | 8,70%  | 276                | 0,71% | 214                                     | 1,29                                    |
| Blanca              | 68             | 22,97% | 35                   | 11,82% | 22                   | 7,43%  | 15                      | 5,07%  | 156                      | 52,70% | 37                                             | 12,50% | 296                | 0,76% | 221                                     | 1,34                                    |
| Bullas              | 193            | 29,83% | 30                   | 4,64%  | 8                    | 1,24%  | 47                      | 7,26%  | 369                      | 57,03% | 28                                             | 4,33%  | 647                | 1,65% | 434                                     | 1,49                                    |
| Calasparra          | 43             | 14,14% | 14                   | 4,61%  | 37                   | 12,17% | 1                       | 0,33%  | 209                      | 68,75% | 11                                             | 3,62%  | 304                | 0,78% | 261                                     | 1,16                                    |
| Campos Del Rio      | 28             | 21,21% | 3                    | 2,27%  | 1                    | 0,76%  | 0                       | 0,00%  | 100                      | 75,76% | 3                                              | 2,27%  | 132                | 0,34% | 100                                     | 1,32                                    |
| Caravaca De La Cruz | 96             | 12,36% | 55                   | 7,08%  | 24                   | 3,09%  | 20                      | 2,57%  | 582                      | 74,90% | 43                                             | 5,53%  | 777                | 1,99% | 677                                     | 1,15                                    |
| Cartagena           | 671            | 17,41% | 443                  | 11,49% | 350                  | 9,08%  | 298                     | 7,73%  | 2.092                    | 54,28% | 331                                            | 8,59%  | 3854               | 9,85% | 3.170                                   | 1,22                                    |
| Cehegin             | 22             | 5,16%  | 45                   | 10,56% | 48                   | 11,27% | 2                       | 0,47%  | 309                      | 72,54% | 39                                             | 9,15%  | 426                | 1,09% | 410                                     | 1,04                                    |
| Ceuti               | 112            | 24,40% | 21                   | 4,58%  | 72                   | 15,69% | 48                      | 10,46% | 206                      | 44,88% | 17                                             | 3,70%  | 459                | 1,17% | 347                                     | 1,32                                    |
| Cieza               | 72             | 6,00%  | 87                   | 7,24%  | 118                  | 9,83%  | 59                      | 4,91%  | 865                      | 72,02% | 61                                             | 5,08%  | 1201               | 3,07% | 1.115                                   | 1,08                                    |
| Fortuna             | 25             | 7,79%  | 17                   | 5,30%  | 2                    | 0,62%  | 12                      | 3,74%  | 265                      | 82,55% | 15                                             | 4,67%  | 321                | 0,82% | 290                                     | 1,11                                    |
| Fuente Alamo        | 29             | 13,30% | 6                    | 2,75%  | 17                   | 7,80%  | 3                       | 1,38%  | 163                      | 74,77% | 5                                              | 2,29%  | 218                | 0,56% | 188                                     | 1,16                                    |
| Jumilla             | 80             | 13,25% | 39                   | 6,46%  | 53                   | 8,77%  | 25                      | 4,14%  | 407                      | 67,38% | 15                                             | 2,48%  | 604                | 1,54% | 507                                     | 1,19                                    |
| Librilla            | 76             | 32,34% | 2                    | 0,85%  | 4                    | 1,70%  | 1                       | 0,43%  | 152                      | 64,68% | 4                                              | 1,70%  | 235                | 0,60% | 150                                     | 1,57                                    |
| Lorca               | 176            | 9,71%  | 107                  | 5,91%  | 337                  | 18,60% | 76                      | 4,19%  | 1.116                    | 61,59% | 81                                             | 4,47%  | 1812               | 4,63% | 1.629                                   | 1,11                                    |



## Prestaciones activas (continuación)

| Municipio                 | Teleasistencia |               | Centros de Día/Noche |           | Atención Residencial |              | P.E. Vinculada Servicio |              | P.E. Cuidados Familiares |               | Servicio de promoción de la Autonomía personal |              | Total Prestaciones |             | Personas beneficiarias con prestaciones | Ratio prest. por personas beneficiarias |
|---------------------------|----------------|---------------|----------------------|-----------|----------------------|--------------|-------------------------|--------------|--------------------------|---------------|------------------------------------------------|--------------|--------------------|-------------|-----------------------------------------|-----------------------------------------|
|                           | Nº             | %             | Nº                   | %         | Nº                   | %            | Nº                      | %            | Nº                       | %             | Nº                                             | %            | Nº                 | %           |                                         |                                         |
| Lorqui                    | 70             | 21,67%        | 13                   | 4,02%     | 10                   | 3,10%        | 13                      | 4,02%        | 217                      | 67,18%        | 14                                             | 4,33%        | 323                | 0,83%       | 242                                     | 1,33                                    |
| Mazarron                  | 93             | 21,28%        | 30                   | 6,86%     | 15                   | 3,43%        | 24                      | 5,49%        | 275                      | 62,93%        | 27                                             | 6,18%        | 437                | 1,12%       | 330                                     | 1,32                                    |
| Molina De Segura          | 337            | 19,78%        | 105                  | 6,16%     | 136                  | 7,98%        | 92                      | 5,40%        | 1.034                    | 60,68%        | 79                                             | 4,64%        | 1704               | 4,36%       | 1.348                                   | 1,26                                    |
| Moratalla                 | 18             | 7,73%         | 17                   | 7,30%     | 6                    | 2,58%        | 1                       | 0,43%        | 191                      | 81,97%        | 16                                             | 6,87%        | 233                | 0,60%       | 214                                     | 1,09                                    |
| Mula                      | 268            | 28,06%        | 37                   | 3,87%     | 9                    | 0,94%        | 59                      | 6,18%        | 582                      | 60,94%        | 27                                             | 2,83%        | 955                | 2,44%       | 657                                     | 1,45                                    |
| Murcia                    | 2.892          | 23,03%        | 788                  | 6,28%     | 1.105                | 8,80%        | 373                     | 2,97%        | 7.398                    | 58,92%        | 743                                            | 5,92%        | 12556              | 32,10%      | 9.584                                   | 1,31                                    |
| Ojos                      | 13             | 26,00%        | 0                    | 0,00%     | 0                    | 0,00%        | 1                       | 2,00%        | 36                       | 72,00%        | 0                                              | 0,00%        | 50                 | 0,13%       | 36                                      | 1,39                                    |
| Pliego                    | 60             | 28,04%        | 2                    | 0,93%     | 4                    | 1,87%        | 9                       | 4,21%        | 139                      | 64,95%        | 1                                              | 0,47%        | 214                | 0,55%       | 144                                     | 1,49                                    |
| Puerto Lumbreras          | 101            | 22,65%        | 41                   | 9,19%     | 10                   | 2,24%        | 36                      | 8,07%        | 258                      | 57,85%        | 25                                             | 5,61%        | 446                | 1,14%       | 332                                     | 1,34                                    |
| Ricote                    | 11             | 12,94%        | 3                    | 3,53%     | 1                    | 1,18%        | 0                       | 0,00%        | 70                       | 82,35%        | 2                                              | 2,35%        | 85                 | 0,22%       | 73                                      | 1,16                                    |
| San Javier                | 67             | 13,73%        | 76                   | 15,57%    | 64                   | 13,11%       | 75                      | 15,37%       | 206                      | 42,21%        | 44                                             | 9,02%        | 488                | 1,25%       | 414                                     | 1,18                                    |
| San Pedro Del Pinatar     | 45             | 11,03%        | 59                   | 14,46%    | 114                  | 27,94%       | 30                      | 7,35%        | 160                      | 39,22%        | 44                                             | 10,78%       | 408                | 1,04%       | 359                                     | 1,14                                    |
| Santomera                 | 37             | 12,09%        | 8                    | 2,61%     | 14                   | 4,58%        | 14                      | 4,58%        | 233                      | 76,14%        | 13                                             | 4,25%        | 306                | 0,78%       | 268                                     | 1,14                                    |
| Torre Pacheco             | 60             | 13,89%        | 77                   | 17,82%    | 13                   | 3,01%        | 16                      | 3,70%        | 266                      | 61,57%        | 45                                             | 10,42%       | 432                | 1,10%       | 373                                     | 1,16                                    |
| Torres De Cotillas        | 163            | 23,83%        | 39                   | 5,70%     | 25                   | 3,65%        | 10                      | 1,46%        | 447                      | 65,35%        | 25                                             | 3,65%        | 684                | 1,75%       | 495                                     | 1,38                                    |
| Totana                    | 12             | 2,28%         | 67                   | 12,71%    | 44                   | 8,35%        | 24                      | 4,55%        | 380                      | 72,11%        | 44                                             | 8,35%        | 527                | 1,35%       | 516                                     | 1,02                                    |
| Ulea                      | 10             | 27,03%        | 1                    | 2,70%     | 0                    | 0,00%        | 0                       | 0,00%        | 26                       | 70,27%        | 1                                              | 2,70%        | 37                 | 0,09%       | 26                                      | 1,42                                    |
| Union La                  | 22             | 9,61%         | 33                   | 14,41%    | 12                   | 5,24%        | 2                       | 0,87%        | 160                      | 69,87%        | 21                                             | 9,17%        | 229                | 0,59%       | 207                                     | 1,11                                    |
| Villanueva Del Rio Segura | 23             | 15,86%        | 3                    | 2,07%     | 38                   | 26,21%       | 8                       | 5,52%        | 73                       | 50,34%        | 3                                              | 2,07%        | 145                | 0,37%       | 120                                     | 1,21                                    |
| Yecla                     | 71             | 12,14%        | 101                  | 17,26%    | 7                    | 1,20%        | 24                      | 4,10%        | 382                      | 65,30%        | 73                                             | 12,48%       | 585                | 1,50%       | 513                                     | 1,14                                    |
| <b>Región de Murcia</b>   | <b>6.873</b>   | <b>17,57%</b> | <b>2.738</b>         | <b>7%</b> | <b>3.096</b>         | <b>7,91%</b> | <b>1.654</b>            | <b>4,23%</b> | <b>22.526</b>            | <b>57,59%</b> | <b>2.229</b>                                   | <b>5,70%</b> | <b>39.116</b>      | <b>100%</b> | <b>29.649</b>                           | <b>1,32</b>                             |

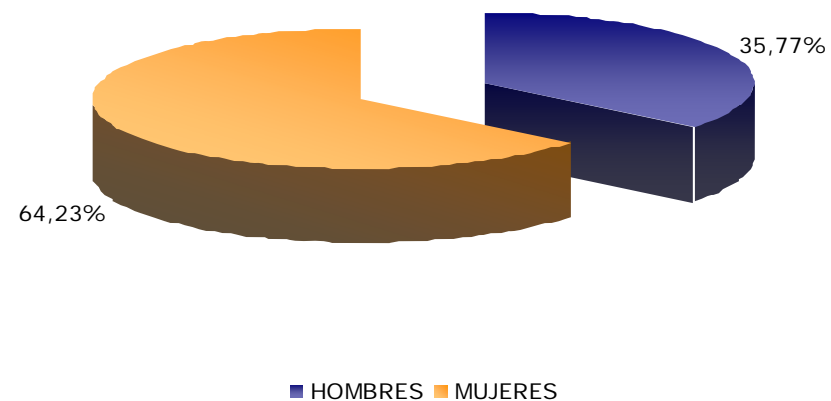


## 2.3. Grados y niveles por género activos

Situación a 1 de Marzo de 2012

| Género  | Grado III Nivel 2<br>Nº | Grado III Nivel 1<br>Nº | Grado II Nivel 2<br>Nº | Grado II Nivel 1<br>Nº | Grado I Nivel 2<br>Nº | Grado I Nivel 1<br>Nº | Sin Grado<br>Nº | Total Resoluciones<br>Nº |
|---------|-------------------------|-------------------------|------------------------|------------------------|-----------------------|-----------------------|-----------------|--------------------------|
| Hombres | 3.490                   | 4.009                   | 2.844                  | 3.803                  | 1.842                 | 1.836                 | 1.598           | 19.422                   |
| Mujeres | 6.676                   | 6.586                   | 4.763                  | 6.547                  | 3.902                 | 4.006                 | 2.392           | 34.872                   |

Grados por género





## 2.4. Grados y niveles por grupos de edad activos

Situación a 1 de Marzo de 2012

| Grupo de edad | Grado III Nivel 2<br>Nº | Grado III Nivel 1<br>Nº | Grado II Nivel 2<br>Nº | Grado II Nivel 1<br>Nº | Grado I Nivel 2<br>Nº | Grado I Nivel 1<br>Nº | Sin Grado<br>Nº | Total Resoluciones<br>Nº | %<br>Nº     |
|---------------|-------------------------|-------------------------|------------------------|------------------------|-----------------------|-----------------------|-----------------|--------------------------|-------------|
| <3            | 75                      | 0                       | 39                     | 0                      | 16                    | 0                     | 42              | 172                      | 0.32%       |
| 3-18          | 548                     | 703                     | 403                    | 398                    | 122                   | 104                   | 253             | 2.531                    | 4.66%       |
| 19-65         | 1.386                   | 1.946                   | 1.870                  | 2.601                  | 1.169                 | 924                   | 871             | 10.767                   | 19.81%      |
| >65           | 8.165                   | 7.955                   | 5.300                  | 7.360                  | 4.442                 | 4.821                 | 2.831           | 40.874                   | 75.21%      |
| <b>TOTAL</b>  | <b>10.174</b>           | <b>10.604</b>           | <b>7.612</b>           | <b>10.359</b>          | <b>5.7490</b>         | <b>5.849</b>          | <b>3.997</b>    | <b>54.344</b>            | <b>100%</b> |

Por grupos de edad

