



INFORMACIÓN ESTADÍSTICA DEL SISTEMA PARA LA AUTONOMÍA Y ATENCIÓN A LA DEPENDENCIA DE LA REGIÓN DE MURCIA

Situación a 1 de Noviembre de 2012



ÍNDICE

1. Información histórica acumulada incorporada desde 01/01/2007

- 1.1. Histórico de solicitudes, resoluciones de grado y nivel y personas beneficiarias con derecho a prestación
- 1.2. Histórico de dictámenes: grados y niveles
- 1.3. Histórico de personas beneficiarias con prestación
- 1.4. Histórico de prestaciones
- 1.5. Histórico de grados y niveles por género
- 1.6. Histórico de grados y niveles por grupos de edad

2. Información actualizada de expedientes activos a 01/11/2012

- 2.1. Dictámenes activos: grados y niveles
- 2.2. Prestaciones activas
- 2.3. Grados y niveles por género activos
- 2.4. Grados y niveles por grupos de edad activos

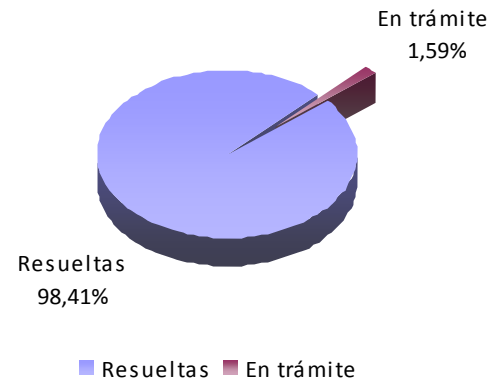


1.1. Histórico de solicitudes, resoluciones de grado y nivel y personas beneficiarias con derecho a prestación

Situación a 1 de Noviembre de 2012

| SOLICITUDES (1) | | RESOLUCIONES DE GRADO Y NIVEL (2) | | OTRAS RESOLUCIONES | | TOTAL RESUELTAS | | EN TRAMITE | | PERSONAS BENEFICIARIAS CON DERECHO A PRESTACIÓN | |
|-----------------|------|-----------------------------------|----------|--------------------|----------|-----------------|----------|------------|----------|---|----------|
| TOTAL | % | TOTAL | %(sob 1) | TOTAL | %(sob 1) | TOTAL | %(sob 1) | TOTAL | %(sob 1) | TOTAL | %(sob 2) |
| 82.424 | 100% | 76.099 | 92,33% | 5.012 | 6,08% | 81.111 | 98,41% | 1.313 | 1,59% | 62.153 | 81,67% |

Valoraciones



| MUNICIPIOS | SOLICITUDES (1) | | RESOLUCIONES DE GRADO Y NIVEL (2) | | OTRAS RESOLUCIONES | | TOTAL RESUELTAS | | EN TRAMITE | | PERSONAS BENEFICIARIAS CON DERECHO A PRESTACIÓN | |
|---------------------|-----------------|--------|-----------------------------------|-----------|--------------------|-----------|-----------------|-----------|------------|-----------|---|-----------|
| | TOTAL | % | TOTAL | % (sob 1) | TOTAL | % (sob 1) | TOTAL | % (sob 1) | TOTAL | % (sob 1) | TOTAL | % (sob 2) |
| Abanilla | 914 | 1,11% | 844 | 92,34% | 63 | 6,89% | 907 | 99,23% | 7 | 0,77% | 711 | 84,24% |
| Abaran | 1.246 | 1,51% | 1.152 | 92,46% | 83 | 6,66% | 1235 | 99,12% | 11 | 0,88% | 959 | 83,25% |
| Aguilas | 1.833 | 2,22% | 1.652 | 90,13% | 149 | 8,13% | 1801 | 98,25% | 32 | 1,75% | 1.347 | 81,54% |
| Albudeite | 190 | 0,23% | 181 | 95,26% | 8 | 4,21% | 189 | 99,47% | 1 | 0,53% | 139 | 76,80% |
| Alcantarilla | 2.226 | 2,70% | 2.061 | 92,59% | 126 | 5,66% | 2187 | 98,25% | 39 | 1,75% | 1.664 | 80,74% |
| Alcazares Los | 578 | 0,70% | 525 | 90,83% | 40 | 6,92% | 565 | 97,75% | 13 | 2,25% | 410 | 78,10% |
| Aledo | 77 | 0,09% | 71 | 92,21% | 5 | 6,49% | 76 | 98,70% | 1 | 1,30% | 59 | 83,10% |
| Alguazas | 543 | 0,66% | 501 | 92,27% | 29 | 5,34% | 530 | 97,61% | 13 | 2,39% | 409 | 81,64% |
| Alhama De Murcia | 1.187 | 1,44% | 1.098 | 92,50% | 69 | 5,81% | 1167 | 98,32% | 20 | 1,68% | 828 | 75,41% |
| Archena | 1.588 | 1,93% | 1.500 | 94,46% | 67 | 4,22% | 1567 | 98,68% | 21 | 1,32% | 1.269 | 84,60% |
| Beniel | 595 | 0,72% | 546 | 91,76% | 41 | 6,89% | 587 | 98,66% | 8 | 1,34% | 440 | 80,59% |
| Blanca | 615 | 0,75% | 582 | 94,63% | 24 | 3,90% | 606 | 98,54% | 9 | 1,46% | 464 | 79,73% |
| Bullas | 1.208 | 1,47% | 1.122 | 92,88% | 64 | 5,30% | 1186 | 98,18% | 22 | 1,82% | 895 | 79,77% |
| Calasparra | 776 | 0,94% | 715 | 92,14% | 52 | 6,70% | 767 | 98,84% | 9 | 1,16% | 603 | 84,34% |
| Campos Del Rio | 250 | 0,30% | 238 | 95,20% | 9 | 3,60% | 247 | 98,80% | 3 | 1,20% | 189 | 79,41% |
| Caravaca De La Cruz | 1.917 | 2,33% | 1.758 | 91,71% | 111 | 5,79% | 1869 | 97,50% | 48 | 2,50% | 1.511 | 85,95% |
| Cartagena | 9.627 | 11,68% | 8.805 | 91,46% | 629 | 6,53% | 9434 | 98,00% | 193 | 2,00% | 6.993 | 79,42% |
| Cehegin | 1.132 | 1,37% | 1.032 | 91,17% | 83 | 7,33% | 1115 | 98,50% | 17 | 1,50% | 902 | 87,40% |
| Ceuti | 845 | 1,03% | 781 | 92,43% | 53 | 6,27% | 834 | 98,70% | 11 | 1,30% | 666 | 85,28% |
| Cieza | 2.738 | 3,32% | 2.566 | 93,72% | 148 | 5,41% | 2714 | 99,12% | 24 | 0,88% | 2.225 | 86,71% |
| Fortuna | 688 | 0,83% | 642 | 93,31% | 41 | 5,96% | 683 | 99,27% | 5 | 0,73% | 562 | 87,54% |
| Fuente Alamo | 751 | 0,91% | 685 | 91,21% | 57 | 7,59% | 742 | 98,80% | 9 | 1,20% | 533 | 77,81% |
| Jumilla | 1.650 | 2,00% | 1.501 | 90,97% | 120 | 7,27% | 1621 | 98,24% | 29 | 1,76% | 1.216 | 81,01% |
| Librilla | 452 | 0,55% | 421 | 93,14% | 26 | 5,75% | 447 | 98,89% | 5 | 1,11% | 348 | 82,66% |
| Lorca | 5.194 | 6,30% | 4.721 | 90,89% | 375 | 7,22% | 5096 | 98,11% | 98 | 1,89% | 3.695 | 78,27% |
| Lorqui | 562 | 0,68% | 529 | 94,13% | 28 | 4,98% | 557 | 99,11% | 5 | 0,89% | 431 | 81,47% |
| Mazarron | 1.174 | 1,42% | 1.072 | 91,31% | 76 | 6,47% | 1148 | 97,79% | 26 | 2,21% | 820 | 76,49% |
| Molina De Segura | 3.414 | 4,14% | 3.150 | 92,27% | 184 | 5,39% | 3334 | 97,66% | 80 | 2,34% | 2.641 | 83,84% |

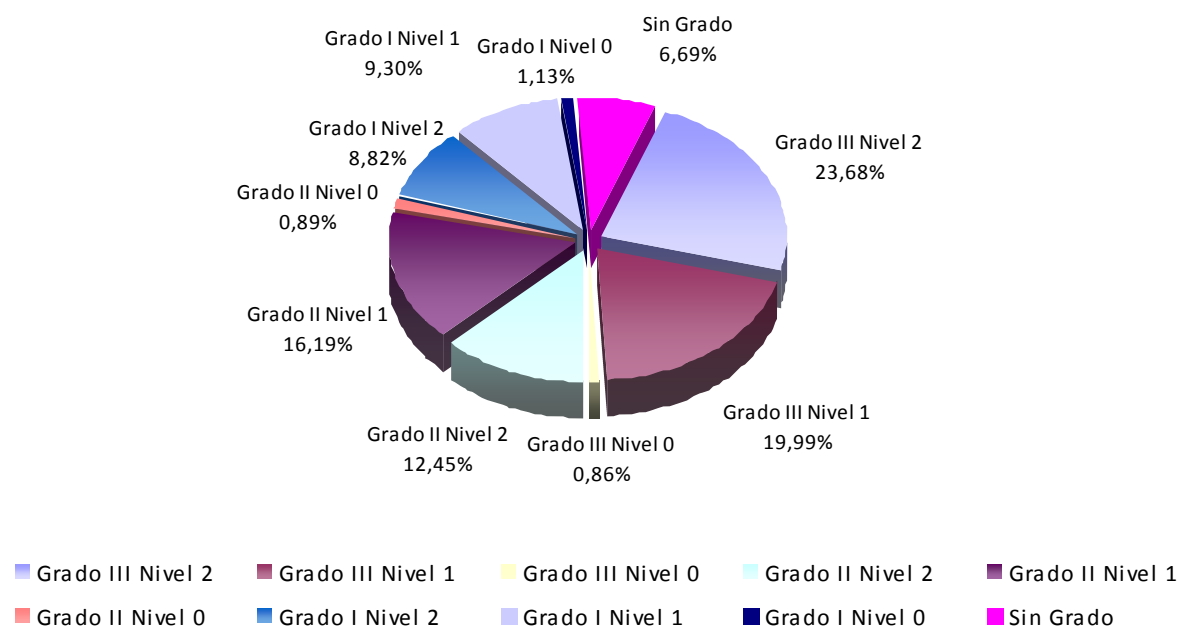
| MUNICIPIOS | SOLICITUDES (1) | | RESOLUCIONES DE GRADO Y NIVEL (2) | | OTRAS RESOLUCIONES | | TOTAL RESUELTAS | | EN TRAMITE | | PERSONAS BENEFICIARIAS CON DERECHO A PRESTACIÓN | |
|---------------------------|-----------------|-------------|-----------------------------------|---------------|--------------------|--------------|-----------------|---------------|--------------|--------------|---|---------------|
| | TOTAL | % | TOTAL | %(sob 1) | TOTAL | %(sob 1) | TOTAL | %(sob 1) | TOTAL | %(sob 1) | TOTAL | %(sob 2) |
| Moratalla | 672 | 0,82% | 610 | 90,77% | 48 | 7,14% | 658 | 97,92% | 14 | 2,08% | 504 | 82,62% |
| Mula | 1.686 | 2,05% | 1.576 | 93,48% | 91 | 5,40% | 1667 | 98,87% | 19 | 1,13% | 1.249 | 79,25% |
| Murcia | 24.560 | 29,80% | 22.925 | 93,34% | 1.327 | 5,40% | 24252 | 98,75% | 308 | 1,25% | 19.030 | 83,01% |
| Ojos | 88 | 0,11% | 84 | 95,45% | 4 | 4,55% | 88 | 100,00% | 0 | 0,00% | 73 | 86,90% |
| Pliego | 408 | 0,50% | 387 | 94,85% | 17 | 4,17% | 404 | 99,02% | 4 | 0,98% | 306 | 79,07% |
| Puerto Lumbreras | 954 | 1,16% | 872 | 91,40% | 69 | 7,23% | 941 | 98,64% | 13 | 1,36% | 730 | 83,72% |
| Ricote | 180 | 0,22% | 171 | 95,00% | 7 | 3,89% | 178 | 98,89% | 2 | 1,11% | 147 | 85,96% |
| San Javier | 1.204 | 1,46% | 1.097 | 91,11% | 78 | 6,48% | 1175 | 97,59% | 29 | 2,41% | 841 | 76,66% |
| San Pedro Del Pinatar | 1.176 | 1,43% | 1.042 | 88,61% | 94 | 7,99% | 1136 | 96,60% | 40 | 3,40% | 756 | 72,55% |
| Santomera | 755 | 0,92% | 702 | 92,98% | 43 | 5,70% | 745 | 98,68% | 10 | 1,32% | 592 | 84,33% |
| Torre Pacheco | 1.114 | 1,35% | 1.004 | 90,13% | 85 | 7,63% | 1089 | 97,76% | 25 | 2,24% | 796 | 79,28% |
| Torres De Cotillas | 1.362 | 1,65% | 1.276 | 93,69% | 75 | 5,51% | 1351 | 99,19% | 11 | 0,81% | 1.037 | 81,27% |
| Totana | 1.623 | 1,97% | 1.484 | 91,44% | 117 | 7,21% | 1601 | 98,64% | 22 | 1,36% | 1.209 | 81,47% |
| Ulea | 93 | 0,11% | 84 | 90,32% | 8 | 8,60% | 92 | 98,92% | 1 | 1,08% | 68 | 80,95% |
| Union La | 691 | 0,84% | 638 | 92,33% | 43 | 6,22% | 681 | 98,55% | 10 | 1,45% | 503 | 78,84% |
| Villanueva Del Rio Segura | 286 | 0,35% | 272 | 95,10% | 12 | 4,20% | 284 | 99,30% | 2 | 0,70% | 219 | 80,51% |
| Yecla | 1.602 | 1,94% | 1.424 | 88,89% | 134 | 8,36% | 1558 | 97,25% | 44 | 2,75% | 1.164 | 81,74% |
| Región de Murcia | 82.424 | 100% | 76.099 | 92,33% | 5.012 | 6,08% | 81.111 | 98,41% | 1.313 | 1,59% | 62.153 | 81,67% |

1.2. Histórico de dictámenes: grados y niveles

Situación a 1 de Noviembre de 2012

| GRADO III Nivel 2 | | GRADO III Nivel 1 | | Grado 3/0 nuevo (*) | GRADO II Nivel 2 | | GRADO II Nivel 1 | | Grado 2/0 nuevo (*) | GRADO I Nivel 2 | | GRADO I Nivel 1 | | Grado 1/0 nuevo (*) | SIN GRADO | | TOTAL RESOLUCIONES | | GRADO PROTEGIBLE | |
|-------------------|--------|-------------------|--------|---------------------|------------------|--------|------------------|--------|---------------------|-----------------|-------|-----------------|-------|---------------------|-----------|-------|--------------------|------|------------------|--------|
| N.º | % | N.º | % | | N.º | % | N.º | % | | N.º | % | N.º | % | | N.º | % | N.º | % | N.º | % |
| 18.021 | 23,68% | 15.214 | 19,99% | 653 | 9.477 | 12,45% | 12.322 | 16,19% | 678 | 6.710 | 8,82% | 7.074 | 9,30% | 858 | 5092 | 6,69% | 76.099 | 100% | 62.153 | 81,67% |

Dictámenes: grados y niveles



(*) Resoluciones de grado emitidas a partir de 16 de julio de 2012, en aplicación de Real Decreto-ley 20/2012, de 13 de julio de medidas para garantizar la estabilidad presupuestaria y de fomento de la competitividad (BOE de 14 de julio de 2012)

| MUNICIPIOS | GRADO III Nivel 2 | | GRADO III Nivel 1 | | Grado 3/0 nuevo (*) | GRADO II Nivel 2 | | GRADO II Nivel 1 | | Grado 2/0 nuevo (*) | GRADO I Nivel 2 | | GRADO I Nivel 1 | | Grado 1/0 nuevo (*) | SIN GRADO | | TOTAL RESOLUCIONES | | GRADO PROTEGIBLE | |
|---------------------|-------------------|--------|-------------------|--------|---------------------|------------------|--------|------------------|--------|---------------------|-----------------|--------|-----------------|--------|---------------------|-----------|--------|--------------------|--------|------------------|--------|
| | N.º | % | N.º | % | | N.º | % | N.º | % | | N.º | % | N.º | % | | N.º | % | N.º | % | N.º | % |
| Abanilla | 289 | 34,24% | 145 | 17,18% | 3 | 107 | 12,68% | 105 | 34,24% | 6 | 67 | 0 | 66 | 0 | 2 | 54 | 0 | 844 | 0 | 711 | 1 |
| Abaran | 293 | 25,43% | 234 | 20,31% | 11 | 147 | 12,76% | 187 | 25,43% | 5 | 92 | 7,99% | 110 | 9,55% | 12 | 61 | 5,30% | 1152 | 1,51% | 959 | 83,25% |
| Aguilas | 323 | 19,56% | 336 | 20,35% | 17 | 227 | 13,75% | 286 | 19,56% | 18 | 162 | 9,81% | 158 | 9,57% | 18 | 106 | 6,42% | 1651 | 2,17% | 1.347 | 81,59% |
| Albudeite | 27 | 14,92% | 23 | 12,71% | 0 | 26 | 14,36% | 40 | 14,92% | 3 | 22 | 12,15% | 27 | 14,92% | 1 | 12 | 6,63% | 181 | 0,24% | 139 | 76,80% |
| Alcantarilla | 486 | 23,58% | 376 | 18,24% | 20 | 263 | 12,76% | 328 | 23,58% | 21 | 192 | 9,32% | 212 | 10,29% | 30 | 133 | 6,45% | 2061 | 2,71% | 1.664 | 80,74% |
| Alcazares Los | 89 | 16,95% | 136 | 25,90% | 5 | 59 | 11,24% | 81 | 16,95% | 7 | 38 | 7,24% | 52 | 9,90% | 5 | 53 | 10,10% | 525 | 0,69% | 410 | 78,10% |
| Aledo | 12 | 16,90% | 13 | 18,31% | 0 | 7 | 9,86% | 20 | 16,90% | 3 | 5 | 7,04% | 6 | 8,45% | 2 | 3 | 4,23% | 71 | 0,09% | 59 | 83,10% |
| Alguazas | 103 | 20,56% | 110 | 21,96% | 6 | 62 | 12,38% | 84 | 20,56% | 6 | 52 | 10,38% | 39 | 7,78% | 10 | 29 | 5,79% | 501 | 0,66% | 409 | 81,64% |
| Alhama De Murcia | 186 | 16,94% | 208 | 18,94% | 14 | 138 | 12,57% | 174 | 16,94% | 14 | 107 | 9,74% | 134 | 12,20% | 14 | 109 | 9,93% | 1098 | 1,44% | 828 | 75,41% |
| Archena | 413 | 27,53% | 274 | 18,27% | 15 | 204 | 13,60% | 236 | 27,53% | 18 | 123 | 8,20% | 126 | 8,40% | 21 | 70 | 4,67% | 1500 | 1,97% | 1.269 | 84,60% |
| Beniel | 154 | 28,21% | 100 | 18,32% | 3 | 50 | 9,16% | 87 | 28,21% | 12 | 40 | 7,33% | 63 | 11,54% | 5 | 32 | 5,86% | 546 | 0,72% | 440 | 80,59% |
| Blanca | 159 | 27,32% | 93 | 15,98% | 8 | 68 | 11,68% | 84 | 27,32% | 9 | 51 | 8,76% | 71 | 12,20% | 7 | 32 | 5,50% | 582 | 0,76% | 464 | 79,73% |
| Bullas | 183 | 16,31% | 198 | 17,65% | 12 | 137 | 12,21% | 243 | 16,31% | 9 | 121 | 10,78% | 111 | 9,89% | 19 | 89 | 7,93% | 1122 | 1,47% | 895 | 79,77% |
| Calasparra | 156 | 21,82% | 162 | 22,66% | 6 | 81 | 11,33% | 137 | 21,82% | 4 | 68 | 9,51% | 52 | 7,27% | 12 | 37 | 5,17% | 715 | 0,94% | 603 | 84,34% |
| Campos Del Rio | 60 | 25,21% | 51 | 21,43% | 4 | 29 | 12,18% | 29 | 25,21% | 4 | 21 | 8,82% | 22 | 9,24% | 2 | 16 | 6,72% | 238 | 0,31% | 189 | 79,41% |
| Caravaca De La Cruz | 302 | 17,18% | 393 | 22,35% | 17 | 233 | 13,25% | 407 | 17,18% | 14 | 159 | 9,04% | 127 | 7,22% | 31 | 75 | 4,27% | 1758 | 2,31% | 1.511 | 85,95% |
| Cartagena | 1.376 | 15,63% | 2.043 | 23,20% | 59 | 1.189 | 13,50% | 1.548 | 15,63% | 84 | 804 | 9,13% | 954 | 10,83% | 100 | 648 | 7,36% | 8805 | 11,57% | 6.993 | 79,42% |
| Cehegin | 188 | 18,22% | 252 | 24,42% | 6 | 138 | 13,37% | 226 | 18,22% | 10 | 102 | 9,88% | 59 | 5,72% | 15 | 36 | 3,49% | 1032 | 1,36% | 902 | 87,40% |
| Ceuti | 227 | 29,07% | 147 | 18,82% | 8 | 90 | 11,52% | 126 | 29,07% | 6 | 68 | 8,71% | 60 | 7,68% | 3 | 46 | 5,89% | 781 | 1,03% | 666 | 85,28% |
| Cieza | 838 | 32,66% | 528 | 20,58% | 30 | 273 | 10,64% | 366 | 32,66% | 17 | 193 | 7,52% | 192 | 7,48% | 18 | 111 | 4,33% | 2566 | 3,37% | 2.225 | 86,71% |
| Fortuna | 212 | 33,02% | 121 | 18,85% | 7 | 68 | 10,59% | 99 | 33,02% | 7 | 50 | 7,79% | 44 | 6,85% | 5 | 29 | 4,52% | 642 | 0,84% | 562 | 87,54% |
| Fuente Alamo | 94 | 13,72% | 166 | 24,23% | 4 | 71 | 10,36% | 134 | 13,72% | 3 | 76 | 11,09% | 74 | 10,80% | 9 | 54 | 7,88% | 685 | 0,90% | 533 | 77,81% |
| Jumilla | 286 | 19,05% | 324 | 21,59% | 25 | 172 | 11,46% | 264 | 19,05% | 18 | 145 | 9,66% | 166 | 11,06% | 23 | 78 | 5,20% | 1501 | 1,97% | 1.216 | 81,01% |
| Librilla | 186 | 44,18% | 34 | 8,08% | 5 | 48 | 11,40% | 47 | 44,18% | 3 | 29 | 6,89% | 36 | 8,55% | 5 | 28 | 6,65% | 421 | 0,55% | 348 | 82,66% |
| Lorca | 795 | 16,84% | 1.006 | 21,30% | 41 | 624 | 13,21% | 797 | 16,84% | 57 | 439 | 9,30% | 489 | 10,36% | 40 | 434 | 9,19% | 4722 | 6,21% | 3.695 | 78,25% |
| Lorqui | 189 | 35,73% | 80 | 15,12% | 3 | 60 | 11,34% | 63 | 35,73% | 1 | 42 | 7,94% | 53 | 10,02% | 6 | 32 | 6,05% | 529 | 0,70% | 431 | 81,47% |
| Mazarron | 142 | 13,25% | 227 | 21,18% | 6 | 151 | 14,09% | 208 | 13,25% | 8 | 103 | 9,61% | 105 | 9,79% | 14 | 108 | 10,07% | 1072 | 1,41% | 820 | 76,49% |
| Molina De Segura | 914 | 29,02% | 650 | 20,63% | 21 | 335 | 10,63% | 491 | 29,02% | 9 | 245 | 7,78% | 278 | 8,83% | 21 | 186 | 5,90% | 3150 | 4,14% | 2.641 | 83,84% |

| MUNICIPIOS | GRADO III Nivel 2 | | GRADO III Nivel 1 | | Grado 3/0 nuevo (*) | GRADO II Nivel 2 | | GRADO II Nivel 1 | | Grado 2/0 nuevo (*) | GRADO I Nivel 2 | | GRADO I Nivel 1 | | Grado 1/0 nuevo (*) | SIN GRADO | | TOTAL RESOLUCIONES | | GRADO PROTEGIBLE | |
|---------------------------|----------------------|---------------|----------------------|---------------|-------------------------------|---------------------|---------------|---------------------|---------------|-------------------------------|--------------------|--------------|--------------------|--------------|-------------------------------|-------------|--------------|-----------------------|-------------|---------------------|---------------|
| | N.º | % | N.º | % | | N.º | % | N.º | % | | N.º | % | N.º | % | | N.º | % | N.º | % | N.º | % |
| Moratalla | 96 | 15,74% | 142 | 23,28% | 2 | 77 | 12,62% | 146 | 15,74% | 5 | 51 | 8,36% | 54 | 8,85% | 7 | 30 | 4,92% | 610 | 0,80% | 504 | 82,62% |
| Mula | 479 | 30,39% | 217 | 13,77% | 11 | 182 | 11,55% | 185 | 30,39% | 15 | 175 | 11,10% | 147 | 9,33% | 24 | 141 | 8,95% | 1576 | 2,07% | 1.249 | 79,25% |
| Murcia | 6.649 | 29,00% | 4.299 | 18,75% | 181 | 2.813 | 12,27% | 3.289 | 29,00% | 160 | 1.904 | 8,31% | 1.958 | 8,54% | 210 | 1.462 | 6,38% | 22925 | 30,13% | 19.030 | 83,01% |
| Ojos | 26 | 30,95% | 12 | 14,29% | 0 | 10 | 11,90% | 19 | 30,95% | 1 | 5 | 5,95% | 6 | 7,14% | 1 | 4 | 4,76% | 84 | 0,11% | 73 | 86,90% |
| Pliego | 74 | 19,12% | 70 | 18,09% | 4 | 41 | 10,59% | 64 | 19,12% | 1 | 54 | 13,95% | 41 | 10,59% | 5 | 33 | 8,53% | 387 | 0,51% | 306 | 79,07% |
| Puerto Lumbreras | 143 | 16,40% | 210 | 24,08% | 12 | 124 | 14,22% | 155 | 16,40% | 12 | 86 | 9,86% | 69 | 7,91% | 15 | 46 | 5,28% | 872 | 1,15% | 730 | 83,72% |
| Ricote | 42 | 24,56% | 32 | 18,71% | 2 | 20 | 11,70% | 36 | 24,56% | 4 | 11 | 6,43% | 17 | 9,94% | 2 | 5 | 2,92% | 171 | 0,22% | 147 | 85,96% |
| San Javier | 182 | 16,59% | 233 | 21,24% | 14 | 148 | 13,49% | 187 | 16,59% | 14 | 75 | 6,84% | 119 | 10,85% | 11 | 114 | 10,39% | 1097 | 1,44% | 841 | 76,66% |
| San Pedro Del Pinatar | 168 | 16,12% | 186 | 17,85% | 13 | 123 | 11,80% | 164 | 16,12% | 12 | 105 | 10,08% | 140 | 13,44% | 21 | 110 | 10,56% | 1042 | 1,37% | 756 | 72,55% |
| Santomera | 186 | 26,50% | 129 | 18,38% | 9 | 90 | 12,82% | 123 | 26,50% | 6 | 60 | 8,55% | 58 | 8,26% | 10 | 31 | 4,42% | 702 | 0,92% | 592 | 84,33% |
| Torre Pacheco | 157 | 15,64% | 214 | 21,31% | 10 | 126 | 12,55% | 183 | 15,64% | 14 | 103 | 10,26% | 108 | 10,76% | 23 | 66 | 6,57% | 1004 | 1,32% | 796 | 79,28% |
| Torres De Cotillas | 302 | 23,67% | 261 | 20,45% | 3 | 146 | 11,44% | 223 | 23,67% | 14 | 108 | 8,46% | 109 | 8,54% | 19 | 91 | 7,13% | 1276 | 1,68% | 1.037 | 81,27% |
| Totana | 296 | 19,95% | 319 | 21,50% | 16 | 187 | 12,60% | 247 | 19,95% | 17 | 143 | 9,64% | 146 | 9,84% | 21 | 92 | 6,20% | 1484 | 1,95% | 1.209 | 81,47% |
| Ulea | 27 | 32,14% | 7 | 8,33% | 1 | 11 | 13,10% | 9 | 32,14% | 3 | 10 | 11,90% | 9 | 10,71% | 3 | 4 | 4,76% | 84 | 0,11% | 68 | 80,95% |
| Union La | 95 | 14,89% | 126 | 19,75% | 2 | 106 | 16,61% | 121 | 14,89% | 2 | 62 | 9,72% | 72 | 11,29% | 8 | 44 | 6,90% | 638 | 0,84% | 503 | 78,84% |
| Villanueva Del Rio Segura | 95 | 34,93% | 45 | 16,54% | 2 | 27 | 9,93% | 41 | 34,93% | 0 | 16 | 5,88% | 22 | 8,09% | 6 | 18 | 6,62% | 272 | 0,36% | 219 | 80,51% |
| Yecla | 322 | 22,61% | 282 | 19,80% | 15 | 189 | 13,27% | 233 | 22,61% | 22 | 126 | 8,85% | 113 | 7,94% | 22 | 100 | 7,02% | 1424 | 1,87% | 1.164 | 81,74% |
| Región de Murcia | 18.021 | 23,68% | 15.214 | 19,99% | 653 | 9.477 | 12,45% | 12.322 | 16,19% | 678 | 6.710 | 8,82% | 7.074 | 9,30% | 858 | 5092 | 6,69% | 76.099 | 100% | 62.153 | 81,67% |

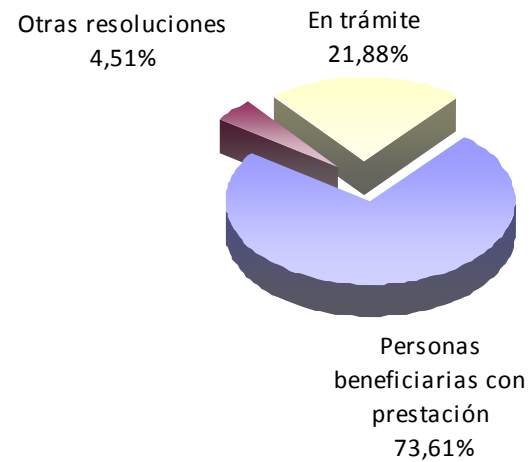


1.3. Histórico de personas beneficiarias con prestación

Situación a 1 de Noviembre de 2012

| PERSONAS BENEFICIARIAS CON DERECHO A PRESTACIÓN | | PERSONAS BENEFICIARIAS CON PRESTACIÓN | | OTRAS RESOLUCIONES | | TOTAL RESUELTAS | | EN TRAMITE | |
|---|---------|---------------------------------------|--------|--------------------|-------|-----------------|-----------|------------|--------|
| TOTAL | % | TOTAL | % | TOTAL | % | TOTAL | % (sob 1) | TOTAL | % |
| 62.153 | 100,00% | 45.750 | 73,61% | 2.803 | 4,51% | 48.553 | 78,12% | 13.600 | 21,88% |

Personas beneficiarias con prestación



■ Personas beneficiarias con prestación ■ Otras resoluciones ■ En trámite



| MUNICIPIOS | PERSONAS BENEFICIARIAS CON DERECHO A PRESTACIÓN | | PERSONAS BENEFICIARIAS CON PRESTACIÓN | | OTRAS RESOLUCIONES | | TOTAL RESUELTAS | | EN TRAMITE | |
|---------------------|---|--------|---------------------------------------|--------|--------------------|-------|-----------------|----------|------------|--------|
| | TOTAL | % | TOTAL | % | TOTAL | % | TOTAL | %(sob 1) | TOTAL | % |
| Abanilla | 711 | 1,14% | 539 | 75,81% | 31 | 4,36% | 570 | 80,17% | 141 | 19,83% |
| Abaran | 959 | 1,54% | 782 | 81,54% | 30 | 3,13% | 812 | 84,67% | 147 | 15,33% |
| Aguilas | 1.347 | 2,17% | 964 | 71,57% | 67 | 4,97% | 1031 | 76,54% | 316 | 23,46% |
| Albudeite | 139 | 0,22% | 100 | 71,94% | 4 | 2,88% | 104 | 74,82% | 35 | 25,18% |
| Alcantarilla | 1.664 | 2,68% | 1.217 | 73,14% | 80 | 4,81% | 1297 | 77,94% | 367 | 22,06% |
| Alcazares Los | 410 | 0,66% | 297 | 72,44% | 16 | 3,90% | 313 | 76,34% | 97 | 23,66% |
| Aledo | 59 | 0,09% | 40 | 67,80% | 3 | 5,08% | 43 | 72,88% | 16 | 27,12% |
| Alguazas | 409 | 0,66% | 291 | 71,15% | 18 | 4,40% | 309 | 75,55% | 100 | 24,45% |
| Alhama De Murcia | 828 | 1,33% | 622 | 75,12% | 25 | 3,02% | 647 | 78,14% | 181 | 21,86% |
| Archena | 1.269 | 2,04% | 961 | 75,73% | 32 | 2,52% | 993 | 78,25% | 276 | 21,75% |
| Beniel | 440 | 0,71% | 327 | 74,32% | 22 | 5,00% | 349 | 79,32% | 91 | 20,68% |
| Blanca | 464 | 0,75% | 368 | 79,31% | 18 | 3,88% | 386 | 83,19% | 78 | 16,81% |
| Bullas | 895 | 1,44% | 707 | 78,99% | 38 | 4,25% | 745 | 83,24% | 150 | 16,76% |
| Calasparra | 603 | 0,97% | 424 | 70,32% | 29 | 4,81% | 453 | 75,12% | 150 | 24,88% |
| Campos Del Rio | 189 | 0,30% | 149 | 78,84% | 12 | 6,35% | 161 | 85,19% | 28 | 14,81% |
| Caravaca De La Cruz | 1.511 | 2,43% | 1.087 | 71,94% | 77 | 5,10% | 1164 | 77,04% | 347 | 22,96% |
| Cartagena | 6.993 | 11,25% | 4.832 | 69,10% | 483 | 6,91% | 5315 | 76,00% | 1678 | 24,00% |
| Cehegin | 902 | 1,45% | 657 | 72,84% | 48 | 5,32% | 705 | 78,16% | 197 | 21,84% |
| Ceuti | 666 | 1,07% | 553 | 83,03% | 18 | 2,70% | 571 | 85,74% | 95 | 14,26% |
| Cieza | 2.225 | 3,58% | 1.743 | 78,34% | 80 | 3,60% | 1823 | 81,93% | 402 | 18,07% |
| Fortuna | 562 | 0,90% | 425 | 75,62% | 17 | 3,02% | 442 | 78,65% | 120 | 21,35% |
| Fuente Alamo | 533 | 0,86% | 323 | 60,60% | 31 | 5,82% | 354 | 66,42% | 179 | 33,58% |
| Jumilla | 1.216 | 1,96% | 811 | 66,69% | 45 | 3,70% | 856 | 70,39% | 360 | 29,61% |
| Librilla | 348 | 0,56% | 246 | 70,69% | 7 | 2,01% | 253 | 72,70% | 95 | 27,30% |
| Lorca | 3.695 | 5,95% | 2.583 | 69,91% | 214 | 5,79% | 2797 | 75,70% | 898 | 24,30% |
| Lorqui | 431 | 0,69% | 356 | 82,60% | 12 | 2,78% | 368 | 85,38% | 63 | 14,62% |
| Mazarron | 820 | 1,32% | 532 | 64,88% | 37 | 4,51% | 569 | 69,39% | 251 | 30,61% |
| Molina De Segura | 2.641 | 4,25% | 2.016 | 76,33% | 93 | 3,52% | 2109 | 79,86% | 532 | 20,14% |



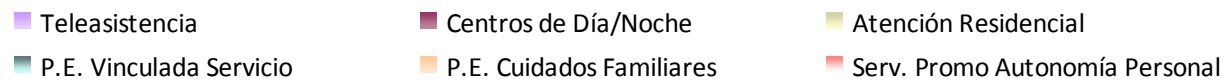
| MUNICIPIOS | PERSONAS BENEFICIARIAS CON DERECHO A PRESTACIÓN | | PERSONAS BENEFICIARIAS CON PRESTACIÓN | | OTRAS RESOLUCIONES | | TOTAL RESUELTAS | | EN TRAMITE | |
|---------------------------|---|----------------|---------------------------------------|---------------|--------------------|--------------|-----------------|---------------|--------------|---------------|
| | TOTAL | % | TOTAL | % | TOTAL | % | TOTAL | %(sob 1) | TOTAL | % |
| Moratalla | 504 | 0,81% | 347 | 68,85% | 20 | 3,97% | 367 | 72,82% | 137 | 27,18% |
| Mula | 1.249 | 2,01% | 979 | 78,38% | 30 | 2,40% | 1009 | 80,78% | 240 | 19,22% |
| Murcia | 19.030 | 30,62% | 14.404 | 75,69% | 756 | 3,97% | 15160 | 79,66% | 3870 | 20,34% |
| Ojos | 73 | 0,12% | 57 | 78,08% | 0 | 0,00% | 57 | 78,08% | 16 | 21,92% |
| Pliego | 306 | 0,49% | 230 | 75,16% | 14 | 4,58% | 244 | 79,74% | 62 | 20,26% |
| Puerto Lumbreras | 730 | 1,17% | 557 | 76,30% | 23 | 3,15% | 580 | 79,45% | 150 | 20,55% |
| Ricote | 147 | 0,24% | 109 | 74,15% | 5 | 3,40% | 114 | 77,55% | 33 | 22,45% |
| San Javier | 841 | 1,35% | 624 | 74,20% | 45 | 5,35% | 669 | 79,55% | 172 | 20,45% |
| San Pedro Del Pinatar | 756 | 1,22% | 535 | 70,77% | 58 | 7,67% | 593 | 78,44% | 163 | 21,56% |
| Santomera | 592 | 0,95% | 414 | 69,93% | 34 | 5,74% | 448 | 75,68% | 144 | 24,32% |
| Torre Pacheco | 796 | 1,28% | 562 | 70,60% | 37 | 4,65% | 599 | 75,25% | 197 | 24,75% |
| Torres De Cotillas | 1.037 | 1,67% | 779 | 75,12% | 33 | 3,18% | 812 | 78,30% | 225 | 21,70% |
| Totana | 1.209 | 1,95% | 848 | 70,14% | 68 | 5,62% | 916 | 75,77% | 293 | 24,23% |
| Ulea | 68 | 0,11% | 47 | 69,12% | 2 | 2,94% | 49 | 72,06% | 19 | 27,94% |
| Union La | 503 | 0,81% | 303 | 60,24% | 22 | 4,37% | 325 | 64,61% | 178 | 35,39% |
| Villanueva Del Rio Segura | 219 | 0,35% | 185 | 84,47% | 8 | 3,65% | 193 | 88,13% | 26 | 11,87% |
| Yecla | 1.164 | 1,87% | 818 | 70,27% | 61 | 5,24% | 879 | 75,52% | 285 | 24,48% |
| Región de Murcia | 62.153 | 100,00% | 45.750 | 73,61% | 2.803 | 4,51% | 48553 | 78,12% | 13600 | 21,88% |



1.4. Histórico de prestaciones

Situación a 1 de Noviembre de 2012

| Teleasistencia | | Centros de Día/ Noche | | Atención Residencial | | P.E. Vinculada Servicio | | P.E. Cuidados Familiares | | Servicio de promoción de la Autonomía personal | | Total Prestaciones | | Personas beneficiarias con prestaciones | Ratio prest. por personas beneficiarias |
|----------------|--------|--------------------------|-------|-------------------------|-------|----------------------------|-------|-----------------------------|--------|---|-------|-----------------------|------|---|---|
| N.º | % | N.º | % | N.º | % | N.º | % | N.º | % | N.º | % | N.º | % | N.º | Nº |
| 8.735 | 14,36% | 3.599 | 5,92% | 4.619 | 7,59% | 3.429 | 5,64% | 37.139 | 61,06% | 3.300 | 5,43% | 60.821 | 100% | 45.750 | 1,33 |



| MUNICIPIOS | Teleasistencia | | Centros de Día/ Noche | | Atención Residencial | | P.E. Vinculada Servicio | | P.E. Cuidados Familiares | | Servicio de promoción de la Autonomía personal | | Total Prestaciones | | Personas beneficiarias con prestaciones | Ratio prest. por personas beneficiarias |
|---------------------|----------------|--------|--------------------------|--------|-------------------------|--------|----------------------------|--------|-----------------------------|--------|---|--------|-----------------------|-------|---|---|
| | N.º | % | N.º | % | N.º | % | N.º | % | N.º | % | N.º | % | N.º | % | N.º | Nº |
| Abanilla | 79 | 11,88% | 10 | 1,50% | 122 | 18,35% | 58 | 8,72% | 386 | 58,05% | 10 | 1,50% | 665 | 1,09% | 539 | 1,23 |
| Abaran | 162 | 16,48% | 65 | 6,61% | 34 | 3,46% | 59 | 6,00% | 663 | 67,45% | 52 | 5,29% | 983 | 1,62% | 782 | 1,26 |
| Aguilas | 148 | 12,42% | 77 | 6,46% | 115 | 9,65% | 151 | 12,67% | 701 | 58,81% | 71 | 5,96% | 1192 | 1,96% | 964 | 1,24 |
| Albudeite | 21 | 17,21% | 3 | 2,46% | 2 | 1,64% | 3 | 2,46% | 93 | 76,23% | 3 | 2,46% | 122 | 0,20% | 100 | 1,22 |
| Alcantarilla | 269 | 16,95% | 142 | 8,95% | 113 | 7,12% | 62 | 3,91% | 1.001 | 63,07% | 149 | 9,39% | 1587 | 2,61% | 1.217 | 1,30 |
| Alcazars Los | 9 | 2,70% | 10 | 3,00% | 32 | 9,61% | 119 | 35,74% | 163 | 48,95% | 10 | 3,00% | 333 | 0,55% | 297 | 1,12 |
| Aledo | 15 | 27,27% | 0 | 0,00% | 0 | 0,00% | 1 | 1,82% | 39 | 70,91% | 0 | 0,00% | 55 | 0,09% | 40 | 1,38 |
| Alguazas | 48 | 13,91% | 22 | 6,38% | 8 | 2,32% | 4 | 1,16% | 263 | 76,23% | 17 | 4,93% | 345 | 0,57% | 291 | 1,19 |
| Alhama De Murcia | 135 | 16,81% | 57 | 7,10% | 54 | 6,72% | 20 | 2,49% | 537 | 66,87% | 52 | 6,48% | 803 | 1,32% | 622 | 1,29 |
| Archena | 111 | 9,85% | 31 | 2,75% | 97 | 8,61% | 71 | 6,30% | 817 | 72,49% | 26 | 2,31% | 1127 | 1,85% | 961 | 1,17 |
| Beniel | 70 | 16,99% | 31 | 7,52% | 13 | 3,16% | 5 | 1,21% | 293 | 71,12% | 35 | 8,50% | 412 | 0,68% | 327 | 1,26 |
| Blanca | 89 | 17,98% | 54 | 10,91% | 33 | 6,67% | 33 | 6,67% | 286 | 57,78% | 52 | 10,51% | 495 | 0,81% | 368 | 1,35 |
| Bullas | 266 | 26,76% | 41 | 4,12% | 11 | 1,11% | 62 | 6,24% | 614 | 61,77% | 45 | 4,53% | 994 | 1,63% | 707 | 1,41 |
| Calasparra | 51 | 10,37% | 16 | 3,25% | 62 | 12,60% | 14 | 2,85% | 349 | 70,93% | 17 | 3,46% | 492 | 0,81% | 424 | 1,16 |
| Campos Del Rio | 38 | 19,90% | 3 | 1,57% | 6 | 3,14% | 5 | 2,62% | 139 | 72,77% | 6 | 3,14% | 191 | 0,31% | 149 | 1,28 |
| Caravaca De La Cruz | 111 | 8,91% | 77 | 6,18% | 38 | 3,05% | 32 | 2,57% | 988 | 79,29% | 60 | 4,82% | 1246 | 2,05% | 1.087 | 1,15 |
| Cartagena | 838 | 13,79% | 545 | 8,97% | 561 | 9,23% | 549 | 9,03% | 3.584 | 58,98% | 477 | 7,85% | 6077 | 9,99% | 4.832 | 1,26 |
| Cehegin | 29 | 3,90% | 66 | 8,88% | 85 | 11,44% | 12 | 1,62% | 551 | 74,16% | 66 | 8,88% | 743 | 1,22% | 657 | 1,13 |
| Ceuti | 134 | 18,28% | 27 | 3,68% | 96 | 13,10% | 119 | 16,23% | 357 | 48,70% | 24 | 3,27% | 733 | 1,21% | 553 | 1,33 |
| Cieza | 91 | 4,68% | 121 | 6,23% | 166 | 8,54% | 150 | 7,72% | 1.415 | 72,83% | 92 | 4,73% | 1943 | 3,19% | 1.743 | 1,11 |
| Fortuna | 33 | 7,07% | 22 | 4,71% | 4 | 0,86% | 14 | 3,00% | 394 | 84,37% | 17 | 3,64% | 467 | 0,77% | 425 | 1,10 |
| Fuente Alamo | 37 | 9,95% | 8 | 2,15% | 22 | 5,91% | 12 | 3,23% | 293 | 78,76% | 6 | 1,61% | 372 | 0,61% | 323 | 1,15 |
| Jumilla | 117 | 12,12% | 58 | 6,01% | 66 | 6,84% | 44 | 4,56% | 680 | 70,47% | 33 | 3,42% | 965 | 1,59% | 811 | 1,19 |
| Librilla | 105 | 29,91% | 2 | 0,57% | 5 | 1,42% | 2 | 0,57% | 237 | 67,52% | 4 | 1,14% | 351 | 0,58% | 246 | 1,43 |
| Lorca | 233 | 7,81% | 136 | 4,56% | 466 | 15,61% | 159 | 5,33% | 1.991 | 66,70% | 116 | 3,89% | 2985 | 4,91% | 2.583 | 1,16 |
| Lorqui | 93 | 20,17% | 15 | 3,25% | 14 | 3,04% | 23 | 4,99% | 316 | 68,55% | 19 | 4,12% | 461 | 0,76% | 356 | 1,29 |
| Mazarron | 115 | 16,94% | 47 | 6,92% | 16 | 2,36% | 32 | 4,71% | 469 | 69,07% | 37 | 5,45% | 679 | 1,12% | 532 | 1,28 |
| Molina De Segura | 453 | 17,38% | 139 | 5,33% | 170 | 6,52% | 193 | 7,40% | 1.652 | 63,37% | 113 | 4,33% | 2607 | 4,29% | 2.016 | 1,29 |



| MUNICIPIOS | Teleasistencia | | Centros de Día/ Noche | | Atención Residencial | | P.E. Vinculada Servicio | | P.E. Cuidados Familiares | | Servicio de promoción de la Autonomía personal | | Total Prestaciones | | Personas beneficiarias con prestaciones | Ratio prest. por personas beneficiarias |
|---------------------------|----------------|---------------|--------------------------|--------------|-------------------------|--------------|----------------------------|--------------|-----------------------------|---------------|---|--------------|-----------------------|----------------|---|---|
| | N.º | % | N.º | % | N.º | % | N.º | % | N.º | % | N.º | % | N.º | % | N.º | Nº |
| Moratalla | 21 | 5,56% | 25 | 6,61% | 9 | 2,38% | 1 | 0,26% | 322 | 85,19% | 24 | 6,35% | 378 | 0,62% | 347 | 1,09 |
| Mula | 354 | 26,13% | 50 | 3,69% | 14 | 1,03% | 69 | 5,09% | 868 | 64,06% | 42 | 3,10% | 1355 | 2,23% | 979 | 1,38 |
| Murcia | 3.535 | 17,63% | 1.008 | 5,03% | 1.631 | 8,13% | 905 | 4,51% | 11.846 | 59,07% | 1130 | 5,63% | 20.055 | 32,97% | 14.404 | 1,39 |
| Ojos | 18 | 23,08% | 0 | 0,00% | 2 | 2,56% | 3 | 3,85% | 55 | 70,51% | 0 | 0,00% | 78 | 0,13% | 57 | 1,37 |
| Pliego | 74 | 24,03% | 2 | 0,65% | 4 | 1,30% | 18 | 5,84% | 210 | 68,18% | 2 | 0,65% | 308 | 0,51% | 230 | 1,34 |
| Puerto Lumbreras | 134 | 18,38% | 62 | 8,50% | 22 | 3,02% | 47 | 6,45% | 464 | 63,65% | 40 | 5,49% | 729 | 1,20% | 557 | 1,31 |
| Ricote | 12 | 9,45% | 4 | 3,15% | 5 | 3,94% | 2 | 1,57% | 104 | 81,89% | 2 | 1,57% | 127 | 0,21% | 109 | 1,17 |
| San Javier | 93 | 11,80% | 101 | 12,82% | 90 | 11,42% | 142 | 18,02% | 362 | 45,94% | 61 | 7,74% | 788 | 1,30% | 624 | 1,26 |
| San Pedro Del Pinatar | 60 | 9,19% | 68 | 10,41% | 167 | 25,57% | 56 | 8,58% | 302 | 46,25% | 53 | 8,12% | 653 | 1,07% | 535 | 1,22 |
| Santomera | 48 | 9,96% | 11 | 2,28% | 21 | 4,36% | 22 | 4,56% | 380 | 78,84% | 19 | 3,94% | 482 | 0,79% | 414 | 1,16 |
| Torre Pacheco | 74 | 11,01% | 105 | 15,63% | 18 | 2,68% | 21 | 3,13% | 454 | 67,56% | 70 | 10,42% | 672 | 1,10% | 562 | 1,20 |
| Torres De Cotillas | 212 | 20,37% | 67 | 6,44% | 44 | 4,23% | 17 | 1,63% | 701 | 67,34% | 47 | 4,51% | 1041 | 1,71% | 779 | 1,34 |
| Totana | 20 | 2,15% | 93 | 10,01% | 77 | 8,29% | 55 | 5,92% | 684 | 73,63% | 62 | 6,67% | 929 | 1,53% | 848 | 1,10 |
| Ulea | 14 | 23,33% | 1 | 1,67% | 0 | 0,00% | 1 | 1,67% | 44 | 73,33% | 1 | 1,67% | 60 | 0,10% | 47 | 1,28 |
| Union La | 31 | 8,64% | 42 | 11,70% | 22 | 6,13% | 2 | 0,56% | 262 | 72,98% | 31 | 8,64% | 359 | 0,59% | 303 | 1,18 |
| Villanueva Del Rio Segura | 30 | 12,30% | 4 | 1,64% | 71 | 29,10% | 31 | 12,70% | 108 | 44,26% | 4 | 1,64% | 244 | 0,40% | 185 | 1,32 |
| Yecla | 105 | 10,74% | 131 | 13,39% | 11 | 1,12% | 29 | 2,97% | 702 | 71,78% | 103 | 10,53% | 978 | 1,61% | 818 | 1,20 |
| Región de Murcia | 8.735 | 14,36% | 3.599 | 5,92% | 4.619 | 7,59% | 3.429 | 5,64% | 37.139 | 61,06% | 3.300 | 5,43% | 60.821 | 100,00% | 45.750 | 1,33 |



1.5. Histórico de grados y niveles por Género

Situación a 1 de Noviembre de 2012

| | Hombres | Mujeres | Total |
|---------------------|---------------|---------------|---------------|
| Sin Grado | 2.079 | 3.013 | 5.092 |
| Grado I . Nivel 1 | 2.398 | 4.677 | 7.075 |
| Grado I . Nivel 2 | 2.275 | 4.442 | 6.717 |
| Grado I . Nivel 0 | 277 | 581 | 858 |
| Grado II . Nivel 1 | 4.679 | 7.661 | 12.340 |
| Grado II . Nivel 2 | 3.635 | 5.857 | 9.492 |
| Grado II . Nivel 0 | 278 | 401 | 679 |
| Grado III . Nivel 1 | 5.834 | 9.401 | 15.235 |
| Grado III . Nivel 2 | 6.393 | 11.645 | 18.038 |
| Grado III . Nivel 0 | 261 | 392 | 653 |
| Total | 28.109 | 48.070 | 76.179 |

Grados por género



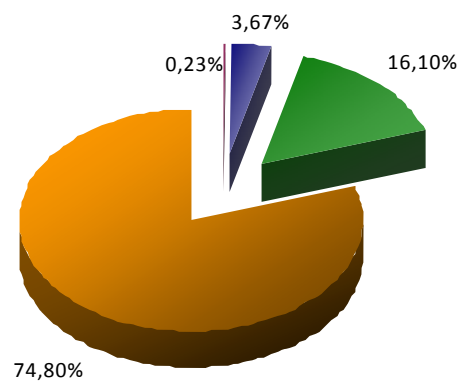
■ HOMBRES ■ MUJERES

1.6. Histórico de grados y niveles por grupos de edad

Situación a 1 de Noviembre de 2012

| | '<3 | '3 - 18 | '19 - 65 | '>65 | TOTAL |
|---------------------|------------|-------------|--------------|---------------|--------------|
| Sin Grado | 28 | 303 | 1.070 | 3.691 | 5092 |
| Grado I . Nivel 1 | 0 | 120 | 1.070 | 5.886 | 7076 |
| Grado I . Nivel 2 | 17 | 138 | 1.254 | 5.308 | 6717 |
| Grado I . Nivel 0 | 3 | 30 | 160 | 665 | 858 |
| Grado II . Nivel 1 | 0 | 396 | 2.789 | 9.155 | 12340 |
| Grado II . Nivel 2 | 41 | 403 | 1.989 | 7.059 | 9492 |
| Grado II . Nivel 0 | 11 | 49 | 141 | 478 | 679 |
| Grado III . Nivel 1 | 0 | 710 | 2.085 | 12.440 | 15235 |
| Grado III . Nivel 2 | 58 | 582 | 1.647 | 15.752 | 18039 |
| Grado III . Nivel 0 | 21 | 63 | 61 | 508 | 653 |
| Total | 179 | 2794 | 12266 | 60.942 | 76181 |

Por grupos de edad



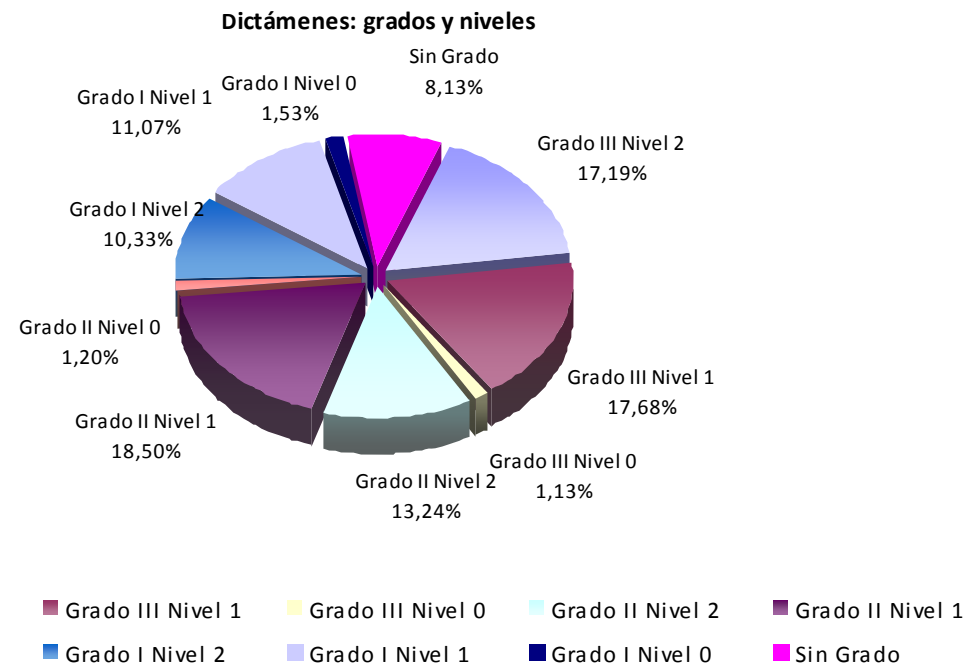
■ Menores de 3 años 179 ■ De 3 a 18 años 2.794 ■ De 19 a 65 años 12.266 ■ Mayores de 65 años 60.942



2.1. Dictámenes activos: grados y niveles

Situación a 1 de Noviembre de 2012

| GRADO III Nivel 2 | | GRADO III Nivel 1 | | Grado 3/0 nuevo (*) | GRADO II Nivel 2 | | GRADO II Nivel 1 | | Grado 2/0 nuevo (*) | GRADO I Nivel 2 | | GRADO I Nivel 1 | | Grado 1/0 nuevo (*) | SIN GRADO | | TOTAL RESOLUCIONES | | GRADO PROTEGIBLE | |
|-------------------|--------|-------------------|--------|---------------------|------------------|--------|------------------|--------|---------------------|-----------------|--------|-----------------|--------|---------------------|-----------|-------|--------------------|------|------------------|--------|
| N.º | % | N.º | % | | N.º | % | N.º | % | | N.º | % | N.º | % | | N.º | % | N.º | % | N.º | % |
| 9.613 | 17,19% | 9.886 | 17,68% | 630 | 7.404 | 13,24% | 10.345 | 18,50% | 673 | 5.779 | 10,33% | 6.190 | 11,07% | 855 | 4545 | 8,13% | 55.920 | 100% | 43.427 | 77,66% |



(*) Resoluciones de grado emitidas a partir de 16 de julio de 2012, en aplicación de Real Decreto-ley 20/2012, de 13 de julio de medidas para garantizar la estabilidad presupuestaria y de fomento de la competitividad (BOE de 14 de julio de 2012)

| MUNICIPIOS | GRADO III Nivel 2 | | GRADO III Nivel 1 | | Grado 3/0 nuevo (*) | GRADO II Nivel 2 | | GRADO II Nivel 1 | | Grado 2/0 nuevo (*) | GRADO I Nivel 2 | | GRADO I Nivel 1 | | Grado 1/0 nuevo (*) | SIN GRADO | | TOTAL RESOLUCIONES | | GRADO PROTEGIBLE | |
|---------------------|----------------------|--------|----------------------|--------|------------------------------|---------------------|--------|---------------------|--------|------------------------------|--------------------|--------|--------------------|--------|------------------------------|-----------|--------|-----------------------|--------|---------------------|--------|
| | N.º | % | N.º | % | | N.º | % | N.º | % | | N.º | % | N.º | % | | N.º | % | N.º | % | N.º | % |
| | Abanilla | 167 | 27,97% | 87 | 14,57% | 3 | 79 | 13,23% | 92 | 27,97% | 6 | 56 | 9,38% | 57 | 9,55% | 2 | 48 | 8,04% | 597 | 1,07% | 480 |
| Abaran | 147 | 17,73% | 142 | 17,13% | 10 | 124 | 14,96% | 160 | 17,73% | 5 | 76 | 9,17% | 96 | 11,58% | 12 | 57 | 6,88% | 829 | 1,48% | 655 | 79,01% |
| Aguilas | 142 | 11,93% | 228 | 19,16% | 17 | 168 | 14,12% | 239 | 11,93% | 18 | 137 | 11,51% | 137 | 11,51% | 18 | 86 | 7,23% | 1190 | 2,13% | 927 | 77,90% |
| Albudeite | 14 | 9,79% | 13 | 9,09% | 0 | 23 | 16,08% | 35 | 9,79% | 3 | 20 | 13,99% | 24 | 16,78% | 1 | 10 | 6,99% | 143 | 0,26% | 106 | 74,13% |
| Alcantarilla | 246 | 16,14% | 241 | 15,81% | 20 | 201 | 13,19% | 285 | 16,14% | 21 | 165 | 10,83% | 195 | 12,80% | 30 | 120 | 7,87% | 1524 | 2,73% | 1.157 | 75,92% |
| Alcazares Los | 48 | 11,97% | 94 | 23,44% | 4 | 46 | 11,47% | 70 | 11,97% | 7 | 31 | 7,73% | 49 | 12,22% | 5 | 47 | 11,72% | 401 | 0,72% | 295 | 73,57% |
| Aledo | 4 | 7,84% | 5 | 9,80% | 0 | 7 | 13,73% | 17 | 7,84% | 3 | 4 | 7,84% | 6 | 11,76% | 2 | 3 | 5,88% | 51 | 0,09% | 39 | 76,47% |
| Alguazas | 58 | 15,93% | 68 | 18,68% | 5 | 47 | 12,91% | 69 | 15,93% | 6 | 43 | 11,81% | 35 | 9,62% | 10 | 23 | 6,32% | 364 | 0,65% | 283 | 77,75% |
| Alhama De Murcia | 78 | 9,97% | 122 | 15,60% | 13 | 103 | 13,17% | 139 | 9,97% | 14 | 94 | 12,02% | 110 | 14,07% | 14 | 95 | 12,15% | 782 | 1,40% | 550 | 70,33% |
| Archena | 224 | 19,89% | 181 | 16,07% | 15 | 168 | 14,92% | 205 | 19,89% | 18 | 113 | 10,04% | 113 | 10,04% | 21 | 68 | 6,04% | 1126 | 2,01% | 910 | 80,82% |
| Beniel | 97 | 23,37% | 67 | 16,14% | 3 | 42 | 10,12% | 71 | 23,37% | 12 | 37 | 8,92% | 51 | 12,29% | 5 | 30 | 7,23% | 415 | 0,74% | 323 | 77,83% |
| Blanca | 83 | 19,44% | 63 | 14,75% | 8 | 53 | 12,41% | 69 | 19,44% | 9 | 41 | 9,60% | 65 | 15,22% | 7 | 29 | 6,79% | 427 | 0,76% | 318 | 74,47% |
| Bullas | 87 | 10,46% | 117 | 14,06% | 11 | 100 | 12,02% | 202 | 10,46% | 9 | 105 | 12,62% | 101 | 12,14% | 19 | 81 | 9,74% | 832 | 1,49% | 623 | 74,88% |
| Calasparra | 63 | 12,48% | 111 | 21,98% | 5 | 65 | 12,87% | 116 | 12,48% | 4 | 56 | 11,09% | 41 | 8,12% | 12 | 32 | 6,34% | 505 | 0,90% | 409 | 80,99% |
| Campos Del Rio | 39 | 21,43% | 34 | 18,68% | 4 | 26 | 14,29% | 20 | 21,43% | 4 | 21 | 11,54% | 18 | 9,89% | 2 | 14 | 7,69% | 182 | 0,33% | 139 | 76,37% |
| Caravaca De La Cruz | 122 | 9,91% | 224 | 18,20% | 17 | 171 | 13,89% | 356 | 9,91% | 14 | 130 | 10,56% | 100 | 8,12% | 31 | 66 | 5,36% | 1231 | 2,20% | 1.020 | 82,86% |
| Cartagena | 645 | 10,01% | 1.309 | 20,31% | 58 | 878 | 13,62% | 1.276 | 10,01% | 83 | 686 | 10,64% | 841 | 13,05% | 100 | 570 | 8,84% | 6446 | 11,53% | 4.826 | 74,87% |
| Cehegin | 92 | 12,53% | 149 | 20,30% | 6 | 111 | 15,12% | 178 | 12,53% | 10 | 89 | 12,13% | 51 | 6,95% | 15 | 33 | 4,50% | 734 | 1,31% | 615 | 83,79% |
| Ceuti | 118 | 21,30% | 93 | 16,79% | 8 | 61 | 11,01% | 107 | 21,30% | 6 | 61 | 11,01% | 55 | 9,93% | 3 | 42 | 7,58% | 554 | 0,99% | 448 | 80,87% |
| Cieza | 434 | 23,61% | 360 | 19,59% | 26 | 219 | 11,92% | 320 | 23,61% | 17 | 167 | 9,09% | 174 | 9,47% | 18 | 103 | 5,60% | 1838 | 3,29% | 1.523 | 82,86% |
| Fortuna | 127 | 26,46% | 88 | 18,33% | 7 | 56 | 11,67% | 86 | 26,46% | 7 | 43 | 8,96% | 37 | 7,71% | 5 | 24 | 5,00% | 480 | 0,86% | 412 | 85,83% |
| Fuente Alamo | 41 | 8,10% | 99 | 19,57% | 4 | 50 | 9,88% | 112 | 8,10% | 3 | 69 | 13,64% | 66 | 13,04% | 9 | 53 | 10,47% | 506 | 0,90% | 363 | 71,74% |
| Jumilla | 153 | 13,75% | 205 | 18,42% | 25 | 127 | 11,41% | 221 | 13,75% | 18 | 125 | 11,23% | 146 | 13,12% | 23 | 70 | 6,29% | 1113 | 1,99% | 858 | 77,09% |
| Librilla | 128 | 40,00% | 22 | 6,88% | 5 | 43 | 13,44% | 34 | 40,00% | 2 | 24 | 7,50% | 32 | 10,00% | 5 | 25 | 7,81% | 320 | 0,57% | 254 | 79,38% |
| Lorca | 370 | 10,92% | 643 | 18,97% | 36 | 477 | 14,07% | 643 | 10,92% | 57 | 355 | 10,48% | 394 | 11,63% | 39 | 375 | 11,07% | 3389 | 6,06% | 2.521 | 74,39% |
| Lorqui | 125 | 30,56% | 58 | 14,18% | 3 | 46 | 11,25% | 58 | 30,56% | 1 | 36 | 8,80% | 46 | 11,25% | 6 | 30 | 7,33% | 409 | 0,73% | 320 | 78,24% |
| Mazarron | 67 | 8,03% | 166 | 19,90% | 6 | 123 | 14,75% | 177 | 8,03% | 8 | 89 | 10,67% | 86 | 10,31% | 14 | 98 | 11,75% | 834 | 1,49% | 614 | 73,62% |
| Molina De Segura | 507 | 21,38% | 459 | 19,36% | 21 | 279 | 11,77% | 425 | 21,38% | 9 | 222 | 9,36% | 259 | 10,92% | 21 | 169 | 7,13% | 2371 | 4,24% | 1.898 | 80,05% |

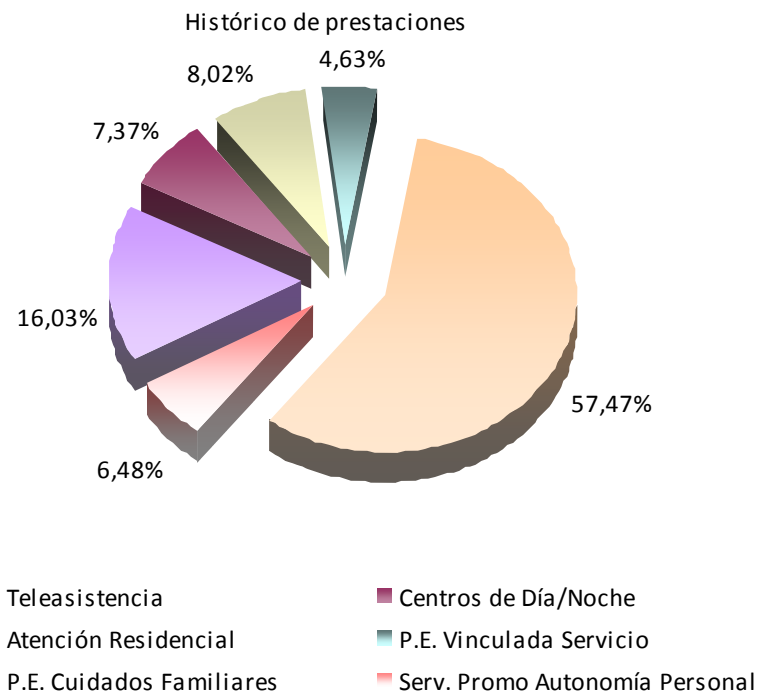
| MUNICIPIOS | GRADO III Nivel 2 | | GRADO III Nivel 1 | | Grado 3/0 nuevo (*) | GRADO II Nivel 2 | | GRADO II Nivel 1 | | Grado 2/0 nuevo (*) | GRADO I Nivel 2 | | GRADO I Nivel 1 | | Grado 1/0 nuevo (*) | SIN GRADO | | TOTAL RESOLUCIONES | | GRADO PROTEGIBLE | |
|---------------------------|----------------------|---------------|----------------------|---------------|------------------------------|---------------------|---------------|---------------------|---------------|------------------------------|--------------------|---------------|--------------------|---------------|------------------------------|-------------|--------------|-----------------------|-------------|---------------------|---------------|
| | N.º | % | N.º | % | | N.º | % | N.º | % | | N.º | % | N.º | % | | N.º | % | N.º | % | N.º | % |
| Moratalla | 45 | 10,07% | 87 | 19,46% | 2 | 57 | 12,75% | 123 | 10,07% | 5 | 46 | 10,29% | 50 | 11,19% | 7 | 25 | 5,59% | 447 | 0,80% | 350 | 78,30% |
| Mula | 304 | 25,29% | 138 | 11,48% | 11 | 134 | 11,15% | 157 | 25,29% | 15 | 158 | 13,14% | 132 | 10,98% | 23 | 130 | 10,82% | 1202 | 2,15% | 902 | 75,04% |
| Murcia | 3.795 | 22,39% | 2.846 | 16,79% | 175 | 2.273 | 13,41% | 2.780 | 22,39% | 158 | 1.666 | 9,83% | 1.720 | 10,15% | 210 | 1.324 | 7,81% | 16947 | 30,31% | 13.432 | 79,26% |
| Ojos | 14 | 22,95% | 10 | 16,39% | 0 | 7 | 11,48% | 16 | 22,95% | 1 | 4 | 6,56% | 5 | 8,20% | 1 | 3 | 4,92% | 61 | 0,11% | 52 | 85,25% |
| Pliego | 29 | 10,10% | 40 | 13,94% | 4 | 34 | 11,85% | 58 | 10,10% | 1 | 46 | 16,03% | 39 | 13,59% | 5 | 31 | 10,80% | 287 | 0,51% | 210 | 73,17% |
| Puerto Lumbreras | 66 | 10,65% | 125 | 20,16% | 12 | 97 | 15,65% | 121 | 10,65% | 12 | 75 | 12,10% | 57 | 9,19% | 15 | 40 | 6,45% | 620 | 1,11% | 496 | 80,00% |
| Ricote | 23 | 18,11% | 22 | 17,32% | 2 | 17 | 13,39% | 29 | 18,11% | 4 | 9 | 7,09% | 14 | 11,02% | 2 | 5 | 3,94% | 127 | 0,23% | 106 | 83,46% |
| San Javier | 81 | 9,99% | 152 | 18,74% | 14 | 116 | 14,30% | 155 | 9,99% | 14 | 62 | 7,64% | 112 | 13,81% | 11 | 94 | 11,59% | 811 | 1,45% | 582 | 71,76% |
| San Pedro Del Pinatar | 91 | 11,12% | 126 | 15,40% | 12 | 97 | 11,86% | 144 | 11,12% | 12 | 92 | 11,25% | 125 | 15,28% | 20 | 99 | 12,10% | 818 | 1,46% | 559 | 68,34% |
| Santomera | 113 | 21,98% | 78 | 15,18% | 9 | 72 | 14,01% | 107 | 21,98% | 6 | 50 | 9,73% | 44 | 8,56% | 10 | 25 | 4,86% | 514 | 0,92% | 424 | 82,49% |
| Torre Pacheco | 66 | 8,79% | 148 | 19,71% | 10 | 97 | 12,92% | 153 | 8,79% | 14 | 91 | 12,12% | 91 | 12,12% | 23 | 58 | 7,72% | 751 | 1,34% | 568 | 75,63% |
| Torres De Cotillas | 159 | 16,36% | 182 | 18,72% | 3 | 116 | 11,93% | 198 | 16,36% | 14 | 95 | 9,77% | 100 | 10,29% | 19 | 86 | 8,85% | 972 | 1,74% | 748 | 76,95% |
| Totana | 136 | 13,23% | 183 | 17,80% | 16 | 137 | 13,33% | 202 | 13,23% | 17 | 111 | 10,80% | 125 | 12,16% | 21 | 80 | 7,78% | 1028 | 1,84% | 787 | 76,56% |
| Ulea | 14 | 21,88% | 4 | 6,25% | 1 | 9 | 14,06% | 9 | 21,88% | 3 | 10 | 15,63% | 8 | 12,50% | 3 | 3 | 4,69% | 64 | 0,11% | 50 | 78,13% |
| Union La | 51 | 10,24% | 84 | 16,87% | 2 | 84 | 16,87% | 103 | 10,24% | 2 | 53 | 10,64% | 67 | 13,45% | 8 | 44 | 8,84% | 498 | 0,89% | 368 | 73,90% |
| Villanueva Del Rio Segura | 42 | 22,95% | 32 | 17,49% | 2 | 21 | 11,48% | 33 | 22,95% | 0 | 13 | 7,10% | 21 | 11,48% | 6 | 13 | 7,10% | 183 | 0,33% | 136 | 74,32% |
| Yecla | 158 | 15,85% | 181 | 18,15% | 15 | 143 | 14,34% | 175 | 15,85% | 21 | 103 | 10,33% | 95 | 9,53% | 22 | 84 | 8,43% | 997 | 1,78% | 771 | 77,33% |
| Región de Murcia | 9.613 | 17,19% | 9.886 | 17,68% | 630 | 7.404 | 13,24% | 10.345 | 18,50% | 673 | 5.779 | 10,33% | 6.190 | 11,07% | 855 | 4545 | 8,13% | 55.920 | 100% | 43.427 | 77,66% |



2.2. Prestaciones activas

Situación a 1 de Noviembre de 2012

| Teleasistencia | | Centros de Día/Noche | | Atención Residencial | | P.E. Vinculada Servicio | | P.E. Cuidados Familiares | | Servicio de promoción de la Autonomía personal | | Total Prestaciones | | Personas beneficiarias con prestaciones | Ratio prest. por personas beneficiarias |
|----------------|--------|----------------------|-------|----------------------|-------|-------------------------|-------|--------------------------|--------|--|-------|--------------------|------|---|---|
| N.º | % | N.º | % | N.º | % | N.º | % | N.º | % | N.º | % | N.º | % | N.º | N.º |
| 6.189 | 16,03% | 2.845 | 7,37% | 3.095 | 8,02% | 1.789 | 4,63% | 22.189 | 57,47% | 2.500 | 6,48% | 38.607 | 100% | 30.192 | 1,28 |



| MUNICIPIOS | Teleasistencia | | Centros de Día/ Noche | | Atención Residencial | | P.E. Vinculada Servicio | | P.E. Cuidados Familiares | | Servicio de promoción de la Autonomía personal | | Total Prestaciones | | Personas beneficiarias con prestaciones | Ratio prest. por personas beneficiarias |
|---------------------|----------------|--------|--------------------------|--------|-------------------------|--------|----------------------------|--------|-----------------------------|--------|---|--------|-----------------------|-------|---|---|
| | N.º | % | N.º | % | N.º | % | N.º | % | N.º | % | N.º | % | N.º | % | N.º | Nº |
| Abanilla | 54 | 13,74% | 8 | 2,04% | 81 | 20,61% | 18 | 4,58% | 232 | 59,03% | 8 | 2,04% | 393 | 1,02% | 345 | 1,14 |
| Abaran | 107 | 17,43% | 54 | 8,79% | 28 | 4,56% | 37 | 6,03% | 388 | 63,19% | 45 | 7,33% | 614 | 1,59% | 504 | 1,22 |
| Aguilas | 94 | 13,09% | 59 | 8,22% | 79 | 11,00% | 70 | 9,75% | 416 | 57,94% | 49 | 6,82% | 718 | 1,86% | 624 | 1,15 |
| Albudeite | 15 | 17,44% | 3 | 3,49% | 2 | 2,33% | 2 | 2,33% | 64 | 74,42% | 3 | 3,49% | 86 | 0,22% | 71 | 1,21 |
| Alcantarilla | 177 | 18,55% | 107 | 11,22% | 65 | 6,81% | 15 | 1,57% | 590 | 61,84% | 106 | 11,11% | 954 | 2,47% | 790 | 1,21 |
| Alcazares Los | 5 | 2,44% | 10 | 4,88% | 17 | 8,29% | 73 | 35,61% | 100 | 48,78% | 7 | 3,41% | 205 | 0,53% | 204 | 1,00 |
| Aledo | 13 | 34,21% | 0 | 0,00% | 0 | 0,00% | 0 | 0,00% | 25 | 65,79% | 0 | 0,00% | 38 | 0,10% | 25 | 1,52 |
| Alguazas | 35 | 15,70% | 18 | 8,07% | 6 | 2,69% | 3 | 1,35% | 161 | 72,20% | 14 | 6,28% | 223 | 0,58% | 189 | 1,18 |
| Alhama De Murcia | 91 | 19,70% | 50 | 10,82% | 29 | 6,28% | 11 | 2,38% | 281 | 60,82% | 43 | 9,31% | 462 | 1,20% | 374 | 1,24 |
| Archena | 75 | 10,47% | 25 | 3,49% | 68 | 9,50% | 20 | 2,79% | 528 | 73,74% | 24 | 3,35% | 716 | 1,85% | 644 | 1,11 |
| Beniel | 51 | 19,10% | 25 | 9,36% | 8 | 3,00% | 5 | 1,87% | 178 | 66,67% | 24 | 8,99% | 267 | 0,69% | 218 | 1,22 |
| Blanca | 64 | 21,19% | 44 | 14,57% | 22 | 7,28% | 15 | 4,97% | 157 | 51,99% | 43 | 14,24% | 302 | 0,78% | 237 | 1,27 |
| Bullas | 176 | 27,67% | 31 | 4,87% | 5 | 0,79% | 54 | 8,49% | 370 | 58,18% | 29 | 4,56% | 636 | 1,65% | 463 | 1,37 |
| Calasparra | 40 | 13,03% | 15 | 4,89% | 38 | 12,38% | 1 | 0,33% | 213 | 69,38% | 12 | 3,91% | 307 | 0,80% | 271 | 1,13 |
| Campos Del Rio | 23 | 17,83% | 2 | 1,55% | 5 | 3,88% | 1 | 0,78% | 98 | 75,97% | 4 | 3,10% | 129 | 0,33% | 105 | 1,23 |
| Caravaca De La Cruz | 91 | 11,83% | 59 | 7,67% | 22 | 2,86% | 23 | 2,99% | 574 | 74,64% | 48 | 6,24% | 769 | 1,99% | 685 | 1,12 |
| Cartagena | 589 | 15,64% | 453 | 12,03% | 368 | 9,77% | 294 | 7,81% | 2.062 | 54,75% | 370 | 9,82% | 3766 | 9,75% | 3.195 | 1,18 |
| Cehegin | 20 | 4,60% | 52 | 11,95% | 48 | 11,03% | 9 | 2,07% | 306 | 70,34% | 47 | 10,80% | 435 | 1,13% | 418 | 1,04 |
| Ceuti | 104 | 23,21% | 20 | 4,46% | 65 | 14,51% | 47 | 10,49% | 212 | 47,32% | 17 | 3,79% | 448 | 1,16% | 349 | 1,28 |
| Cieza | 67 | 5,54% | 95 | 7,85% | 116 | 9,59% | 69 | 5,70% | 863 | 71,32% | 79 | 6,53% | 1210 | 3,13% | 1.151 | 1,05 |
| Fortuna | 21 | 6,80% | 17 | 5,50% | 1 | 0,32% | 13 | 4,21% | 257 | 83,17% | 14 | 4,53% | 309 | 0,80% | 290 | 1,07 |
| Fuente Alamo | 29 | 13,24% | 7 | 3,20% | 16 | 7,31% | 4 | 1,83% | 163 | 74,43% | 5 | 2,28% | 219 | 0,57% | 196 | 1,12 |
| Jumilla | 73 | 12,13% | 47 | 7,81% | 52 | 8,64% | 24 | 3,99% | 406 | 67,44% | 30 | 4,98% | 602 | 1,56% | 533 | 1,13 |
| Librilla | 70 | 29,41% | 2 | 0,84% | 5 | 2,10% | 1 | 0,42% | 160 | 67,23% | 4 | 1,68% | 238 | 0,62% | 169 | 1,41 |
| Lorca | 158 | 8,80% | 110 | 6,13% | 336 | 18,72% | 86 | 4,79% | 1.105 | 61,56% | 91 | 5,07% | 1795 | 4,65% | 1.647 | 1,09 |
| Lorqui | 71 | 22,54% | 11 | 3,49% | 10 | 3,17% | 11 | 3,49% | 212 | 67,30% | 10 | 3,17% | 315 | 0,82% | 244 | 1,29 |
| Mazarron | 85 | 18,56% | 35 | 7,64% | 15 | 3,28% | 23 | 5,02% | 300 | 65,50% | 33 | 7,21% | 458 | 1,19% | 374 | 1,22 |
| Molina De Segura | 312 | 18,69% | 108 | 6,47% | 129 | 7,73% | 96 | 5,75% | 1.024 | 61,35% | 86 | 5,15% | 1669 | 4,32% | 1.368 | 1,22 |

| MUNICIPIOS | Teleasistencia | | Centros de Día/ Noche | | Atención Residencial | | P.E. Vinculada Servicio | | P.E. Cuidados Familiares | | Servicio de promoción de la Autonomía personal | | Total Prestaciones | | Personas beneficiarias con prestaciones | Ratio prest. por personas beneficiarias |
|---------------------------|----------------|---------------|--------------------------|--------------|-------------------------|--------------|----------------------------|--------------|-----------------------------|---------------|---|--------------|-----------------------|-------------|---|---|
| | N.º | % | N.º | % | N.º | % | N.º | % | N.º | % | N.º | % | N.º | % | N.º | Nº |
| Moratalla | 17 | 7,00% | 21 | 8,64% | 5 | 2,06% | 1 | 0,41% | 199 | 81,89% | 19 | 7,82% | 243 | 0,63% | 224 | 1,08 |
| Mula | 248 | 26,84% | 36 | 3,90% | 10 | 1,08% | 61 | 6,60% | 569 | 61,58% | 29 | 3,14% | 924 | 2,39% | 675 | 1,37 |
| Murcia | 2.590 | 21,37% | 797 | 6,58% | 1.094 | 9,03% | 433 | 3,57% | 7.205 | 59,45% | 816 | 6,73% | 12119 | 31,39% | 9.684 | 1,25 |
| Ojos | 13 | 26,00% | 0 | 0,00% | 0 | 0,00% | 1 | 2,00% | 36 | 72,00% | 0 | 0,00% | 50 | 0,13% | 36 | 1,39 |
| Pliego | 54 | 25,71% | 2 | 0,95% | 4 | 1,90% | 16 | 7,62% | 134 | 63,81% | 1 | 0,48% | 210 | 0,54% | 153 | 1,37 |
| Puerto Lumbreras | 88 | 20,28% | 43 | 9,91% | 11 | 2,53% | 39 | 8,99% | 253 | 58,29% | 27 | 6,22% | 434 | 1,12% | 346 | 1,25 |
| Ricote | 10 | 11,90% | 3 | 3,57% | 3 | 3,57% | 0 | 0,00% | 68 | 80,95% | 2 | 2,38% | 84 | 0,22% | 73 | 1,15 |
| San Javier | 58 | 12,34% | 73 | 15,53% | 62 | 13,19% | 77 | 16,38% | 200 | 42,55% | 46 | 9,79% | 470 | 1,22% | 416 | 1,13 |
| San Pedro Del Pinatar | 45 | 10,59% | 64 | 15,06% | 110 | 25,88% | 32 | 7,53% | 174 | 40,94% | 49 | 11,53% | 425 | 1,10% | 381 | 1,12 |
| Santomera | 34 | 10,97% | 9 | 2,90% | 16 | 5,16% | 18 | 5,81% | 233 | 75,16% | 14 | 4,52% | 310 | 0,80% | 275 | 1,13 |
| Torre Pacheco | 54 | 13,08% | 83 | 20,10% | 13 | 3,15% | 16 | 3,87% | 247 | 59,81% | 59 | 14,29% | 413 | 1,07% | 371 | 1,11 |
| Torres De Cotillas | 145 | 21,84% | 40 | 6,02% | 26 | 3,92% | 14 | 2,11% | 439 | 66,11% | 30 | 4,52% | 664 | 1,72% | 518 | 1,28 |
| Totana | 11 | 2,12% | 69 | 13,32% | 44 | 8,49% | 20 | 3,86% | 374 | 72,20% | 53 | 10,23% | 518 | 1,34% | 504 | 1,03 |
| Ulea | 10 | 26,32% | 0 | 0,00% | 0 | 0,00% | 1 | 2,63% | 27 | 71,05% | 1 | 2,63% | 38 | 0,10% | 29 | 1,31 |
| Union La | 22 | 9,73% | 39 | 17,26% | 14 | 6,19% | 2 | 0,88% | 149 | 65,93% | 29 | 12,83% | 226 | 0,59% | 206 | 1,10 |
| Villanueva Del Rio Segura | 21 | 15,33% | 4 | 2,92% | 37 | 27,01% | 8 | 5,84% | 67 | 48,91% | 4 | 2,92% | 137 | 0,35% | 116 | 1,18 |
| Yecla | 59 | 10,55% | 95 | 16,99% | 10 | 1,79% | 25 | 4,47% | 370 | 66,19% | 76 | 13,60% | 559 | 1,45% | 502 | 1,11 |
| Región de Murcia | 6.189 | 16,03% | 2.845 | 7,37% | 3.095 | 8,02% | 1.789 | 4,63% | 22.189 | 57,47% | 2.500 | 6,48% | 38.607 | 100% | 30.192 | 1,28 |

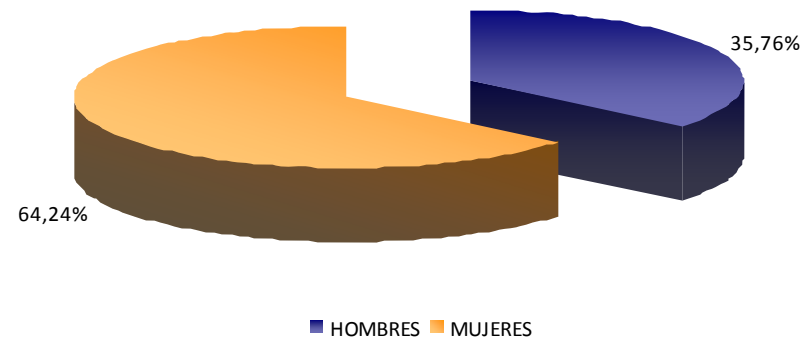


2.3. Grados y niveles por género activos

Situación a 1 de Noviembre de 2012

| | Hombres | Mujeres |
|---------------------|---------------|---------------|
| Sin Grado | 1.777 | 2.800 |
| Grado I . Nivel 1 | 1.957 | 4.234 |
| Grado I . Nivel 2 | 1.871 | 3.914 |
| Grado I . Nivel 0 | 274 | 581 |
| Grado II . Nivel 1 | 3.826 | 6.536 |
| Grado II . Nivel 2 | 2.759 | 4.660 |
| Grado II . Nivel 0 | 276 | 398 |
| Grado III . Nivel 1 | 3.726 | 6.182 |
| Grado III . Nivel 2 | 3.326 | 6.303 |
| Grado III . Nivel 0 | 247 | 383 |
| Total | 20.039 | 35.991 |

Grados por género



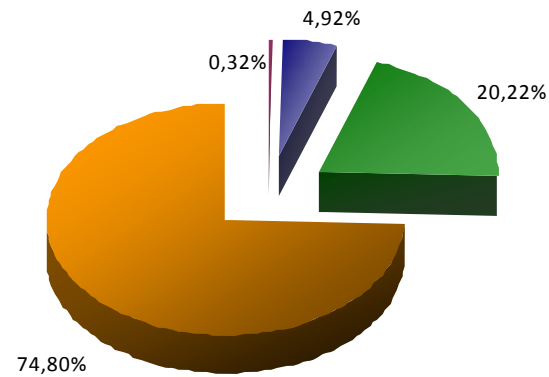


2.4. Grados y niveles por grupos de edad activos

Situación a 1 de Noviembre de 2012

| Edad | '<3 | '3 - 18 | '19 - 65 | '>65 | TOTAL |
|---------------------|------------|-------------|--------------|---------------|--------------|
| Sin Grado | 28 | 302 | 999 | 3.248 | 4577 |
| Grado I . Nivel 1 | 0 | 120 | 998 | 5.074 | 6192 |
| Grado I . Nivel 2 | 17 | 138 | 1.176 | 4.454 | 5785 |
| Grado I . Nivel 0 | 3 | 30 | 158 | 664 | 855 |
| Grado II . Nivel 1 | 0 | 395 | 2.677 | 7.290 | 10362 |
| Grado II . Nivel 2 | 41 | 402 | 1.858 | 5.118 | 7419 |
| Grado II . Nivel 0 | 11 | 49 | 141 | 473 | 674 |
| Grado III . Nivel 1 | 0 | 704 | 1.894 | 7.310 | 9908 |
| Grado III . Nivel 2 | 57 | 554 | 1.366 | 7.653 | 9630 |
| Grado III . Nivel 0 | 21 | 63 | 61 | 485 | 674 |
| Total | 178 | 2757 | 11328 | 41.769 | 56076 |

Por grupos de edad



■ Menores de 3 años 178 ■ De 3 a 18 años 2757 ■ De 19 a 65 años 11328 ■ Mayores de 65 años 41.769